



Market Cues

Indian markets are likely to open negative tracking global indices and SGX Nifty.

The US stocks moved mostly lower over the course of the trading session yesterday partly offsetting the strong gains posted last week. The major averages all finished the day firmly in negative territory. The Dow, plunged by 2.4 per cent to 23,650 and the Nasdaq fell 1 percent to 8,561.

UK stocks rose slightly on Monday after data showed the rate of growth of new coronavirus is slowing down in hard-hit places. The FTSE 100 inched up by 0.1 percent to 5,794.

On domestic front, Indian shares moved in a narrow range yesterday before ending mixed as market attention shifted to the quarterly earnings season and investors looked forward to another stimulus package from the government to deal with coronavirus fallout. The benchmark BSE Sensex crawled up by 0.2 per cent to 31,648.

News Analysis

- US oil claws back into positive territory after historic crash

Detailed analysis on Pg2

Investor's Ready Reckoner

Key Domestic & Global Indicators

Stock Watch: Latest investment recommendations on 150+ stocks

Refer Pg7 onwards

Top Picks

Company	Sector	Rating	CMP (₹)	Target (₹)	Upside (%)
Avenue Supermarts	Others	Accumulate	2,257	2,735	21.2
Nestle India	FMCG	Accumulate	16,971	20,687	21.9
Asian Paints	Paints	Buy	1,732	1,981	14.4
Bata India	Cement	Buy	1,208	1,561	29.2

More Top Picks on Pg3

Domestic Indices	Chg (%)	(Pts)	(Close)
BSE Sensex	0.2	59	31,648
Nifty	-0.1	-5	9,262
Mid Cap	-0.2	-25	11,799
Small Cap	0.8	86	10,887
Bankex	-1.1	-262	23,422

Global Indices	Chg (%)	(Pts)	(Close)
Dow Jones	-2.4	-592	23,650
Nasdaq	-1	-89	8,561
FTSE	0.1	8	5,794
Nikkei	-1.2	-228	19,669
Hang Seng	-0.2	-50	24,330
Shanghai Com	0.5	14	2,853

Advances / Declines	BSE	NSE
Advances	1,459	1,139
Declines	1,028	716
Unchanged	189	95

Volumes (₹ Cr)	
BSE	2,339
NSE	48,255

Net Inflows (₹ Cr)	Net	Mtd	Ytd
FII	2,082	850	(51,385)
*MFs	8	1,100	31,191

Top Gainers	Price (₹)	Chg (%)
RELCAPITAL	5	9.9
GRINDWELL	553	10.3
KALPATPOWR	217	19.7
J&KBANK	17	20.0
UCOBANK	13	19.9

Top Losers	Price (₹)	Chg (%)
SRTRANSFIN	685	-14.6
CHOLAFIN	155	-12.9
PVR	1122	-8.6
M&MFIN	166	-7.7
RBLBANK	120	-6.7

As on April 20, 2020



News Analysis

US oil claws back into positive territory after historic crash

US crude oil bounced back into positive territory on Tuesday, after a historic plunge below zero that shocked investors and pushed down stock prices and Asian currencies.

Futures for May delivery of West Texas Intermediate rose nearly \$39 but were still just \$1.76 a barrel, after a storage squeeze and collapsing fuel demand crushed prices to eye-popping lows.

The contract expires at the end of trade on Tuesday, which is pushing investors to clear them from their books at any price, and June prices at \$22 per barrel point to some relief.

May futures settled at minus \$37.63 a barrel on Monday, a 306% daily drop, driven by the rapid filling of the United States' main storage hub at Cushing, Oklahoma - the delivery point for West Texas crude.

Economic and Political News

- FinMin gives Rs 46,000 cr in April devolution as states fight coronavirus
- Centre permits conversion of surplus rice to ethanol for hand sanitisers
- Odisha clears investment from Chinese firm amid mounting Covid-19 worries

Corporate News

- Coal India hikes fuel supply commitment level to power utilities to 80%
- Infosys Q4 net up 6.3% at Rs 4,321 cr, suspends FY21 guidance
- ICICI Bank seeks impounding of ships operated by HLT unit Ocean Tankers



Top Picks

Company	Market Cap (₹ Cr)	CMP (₹)	Target (₹)	Upside (%)	Rationale
Hawkins Cooker	2,503	4,732	5,500	16.2	We forecast HCL to report healthy top-line CAGR of ~14% to `976cr over FY19-22E on the back of government initiatives, new product launches, strong brand name and wide distribution network. On the bottom-line front, we estimate ~23% CAGR to `100cr due to strong revenue and operating margin improvement
Asian Paints	1,66,099	1,732	1,981	14.4	Asian Paints (APL) is India's largest paints company. We expect APL to report healthy bottom-line CAGR of ~19% over FY2019-22E due to leadership position, strong brand, wide distribution network (60,000+ dealers across the country) and improvement in operating margins (back of falling crude prices).
Bata India	15,523	1,208	1,561	29.2	We expect Bata India to report net revenue CAGR of ~11% to ~`3,974cr over FY2019-22E mainly due to increasing brand consciousness among Indian consumers, new product launches, higher number of store additions in tier II/ III cities and focus on high growth women's segment. Further, on the bottom-line front, we expect CAGR of ~20% to ₹562cr over the same period on the back of margin improvement (increasing premium product sales).
Nestle India	1,63,629	16,971	20,687	21.9	Nestle India Ltd (Nestle) manufactures and sells a variety of food products such as Milk & Nutrition, Prepared Dishes & Cooking Aids, Powdered & Liquid Beverages and Confectionery. Going forward, we expect healthy growth and profitability on the back of strong brand recall, wide distribution network (4.6mn outlets across India) and new product launches.
Hindustan Unilever	5,06,065	2,338	3,080	31.8	Hindustan Unilever Ltd (HUL) is engaged in manufacturing of branded and packaged FMCG products. We expect HUL to report healthy bottom-line CAGR of ~12% over FY2019-22E due to healthy volume growth on the back of strong brand, wide distribution network
Colgate Palmolive	37,119	1,365	1,680	23.1	We believe that the company should ultimately be able to see sharper market share gain in toothpastes segment on the back of higher ad-spend and re-launch of Colgate Strong Teeth (decent traction seen in last quarter)
Avenue Supermarts	1,46,232	2,257	2,735	21.2	Avenue Supermarts owns and operates the supermarket chain 'D-MART'. Focused on value retailing, it offers a wide range of fast-moving consumer (food and non-food) products, general merchandise and apparel. We expect DMART to report consolidated revenue/PAT CAGR of 18%/26%, respectively over FY2019-22E.
P&G Hygiene	35,307	10,877	12,230	12.4	P&GHH manufactures, distributes and markets three major brands in India – Whisper, Vicks, and Old Spice. Sanitary Pads having less than 20% market penetration leaves immense growth opportunity for Whisper. Going forward, we expect healthy growth and profitability on the back of strong brand, wide distribution network and new product launches.



Continue....

Company	Market Cap (₹ Cr)	CMP (₹)	Target (₹)	Upside (%)	Rationale
Ipca Lab	18,982	1,502	1,900	26.5	54% of revenue comes from domestic generic and API business. Generics and API continues to provide revenue growth for Ipca. Expected to outperform the Indian Pharmaceutical market(IPM) by 8%-10% p.a in FY 22.
Bharti Airtel	2,67,541	490	594	21.1	Telecom operators have increased tariffs by ~35% in Nov'19. There is a possibility of another round of tariff hikes by telecom companies in FY21 given that tariffs are still very low. If Vodafone Idea goes out of business, Bharti would benefit significantly from addition of subscribers.
Infosys	2,78,070	653	758	16.1	We expect the company to post revenue/EBITDA/PAT growth of 7.5%/3.7%/5.1% between FY19-FY22 despite Covid-19 outbreak impacting FY21 numbers. Rupee depreciation from ~71 levels to ~77 to the US dollar will have a positive impact on top line and bottom-line and will mitigate the adverse impact due to Covid-19 outbreak to a large extent.
L&T Infotech	26,020	1,494	1,803	20.7	We expect the company to post revenue/EBITDA/PAT growth of 6.7%/8.4%/4.8% between FY19-FY22 despite Covid-19 outbreak impacting FY21 numbers. We expect limited impact of Covid-19 outbreak on LTI as most IT companies have already shifted ~90% of employees to work from home.
Britannia Industries	68,075	2,831	3,320	17.3	BRIT has an overall distribution reach of 5.5 million outlets. BRIT has narrowed the gap with the No. 1 player. The gap with the largest distributed brand is now just 0.8 million outlets which it expects to bridge soon and thereby become the largest player over the medium to long term.
Dabur India	87,134	493	570	15.6	Company increased market share of the company across most of its categories. The company further improved its rural reach to 51.5k villages and is set to touch 60k villages by end of FY20. Going forward, we expect healthy growth and profitability on the back of strong brand, wide distribution network and new product launches.
Reliance Ind.	7,88,893	1,244	1,412	13.5	Reliance Industries Ltd. (RIL) is India's largest company with a dominant presence in Refining, Petrochemicals, Telecom and Retail businesses. Telecom business to witness robust growth over next few years due to tariff hikes and shift of subscribers from Vodafone Idea to other telecom players.
Alkem Lab.	31,130	2,604	3,300	26.7	67% of revenue comes from domestic generic and API business. Anti-infectives and Chronic business continues to provide revenue growth for Alkem. Expected to outperform the Indian Pharmaceutical market(IPM) by 1.5x growth rate for the next 2 years. We expect Alkem to grow its top line by 13-15% in the upcoming years



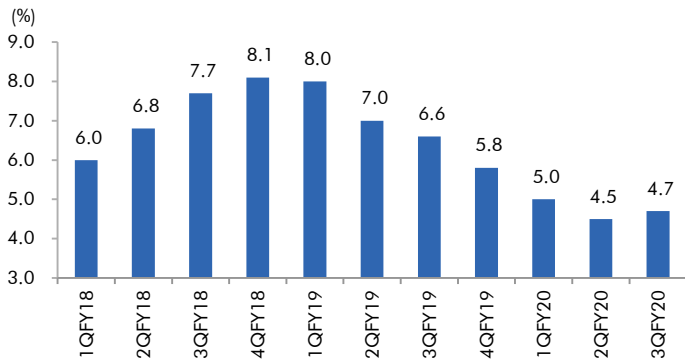
Fundamental Call

Company	Market Cap (₹ Cr)	CMP (₹)	Target (₹)	Upside (%)	Rationale
CCL Products	2,529	190	360	89.4	CCL is likely to maintain the strong growth trajectory over FY18-20 backed by capacity expansion and new geographical foray
LT Finance Holding	12,791	64	150	135.1	L&T Fin's new management is on track to achieve ROE of 18% by 2020 and recent capital infusion of `3000cr would support advance growth.
Inox Wind	610	28	NA	NA	We expect Inox Wind to report exponential growth in top-line and bottom-line over FY19-20E. The growth would be led by changing renewable energy industry dynamics in favor of wind energy segment viz. changes in auction regime from Feed-In-Tariff (FIT) to reverse auction regime and Government's guidance for 10GW auction in FY19 and FY20 each.
Jindal Steel & Power Limited	9,236	91	NA	NA	We expect JSPL's top line to grow at 27% CAGR over FY19-FY20 on the back of strong steel demand and capacity addition. On the bottom line front, we expect JSPL to turn in to profit by FY19 on back of strong operating margin improvement.
Ultratech Cement	1,01,476	3,516	5,373	52.8	Post merger of Century textile's cement division of 13.4mn TPA from H2FY20 company will have ~110mn TPA of capacity with a dominant position in West and central India. We are positive on the long term prospects of the Company given ramp up from acquired capacities and pricing discipline in the industry. Reduction in tax rate for domestic companies to 22% from 30% will improve profitability for the company.
ICICI Bank	2,34,026	362	440	21.7	Well capitalized with CAR of 18.1% which gives sufficient room to grow asset base. Faster resolution of NPA would reduce provision cost, which would help to report better ROE.
GMM Pfaudler	4,972	3,402	3,437	1.0	Post the GMM Pfaudler (CMP INR 2542.5) Q3FY20 numbers we are introducing our FY22 EPS estimate of INR 114.5. We raise our target price to INR 2864 (25x FY22E EPS estimate)



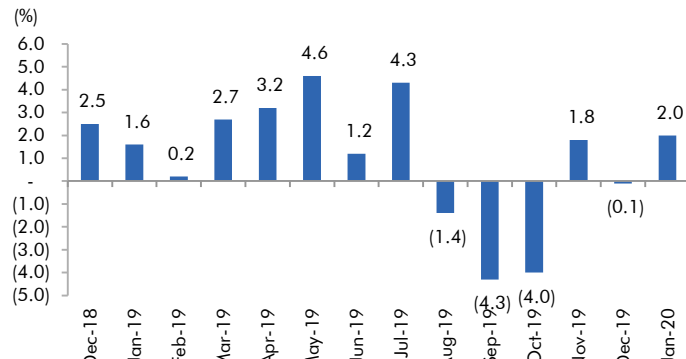
Macro watch

Exhibit 1: Quarterly GDP trends



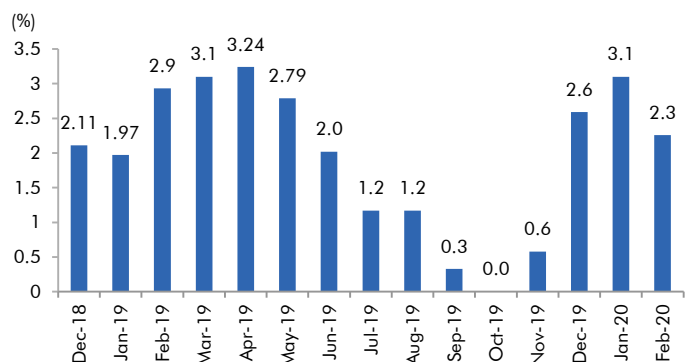
Source: CSO, Angel Research

Exhibit 2: IIP trends



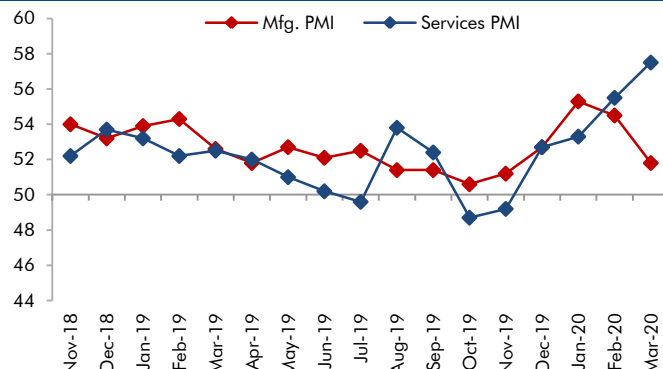
Source: MOSPI, Angel Research

Exhibit 3: Monthly CPI inflation trends



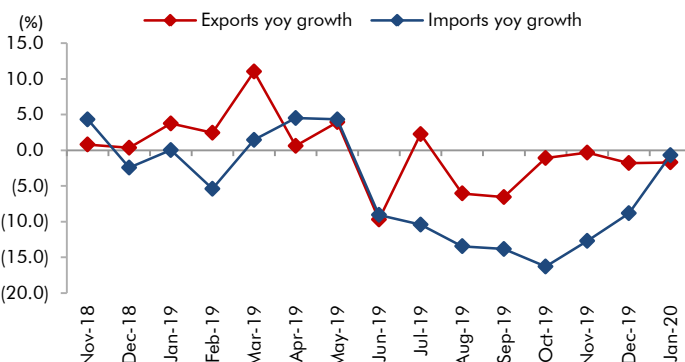
Source: MOSPI, Angel Research

Exhibit 4: Manufacturing and services PMI



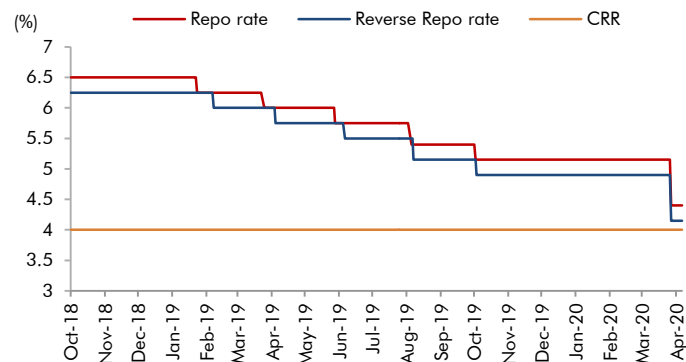
Source: Market, Angel Research; Note: Level above 50 indicates expansion

Exhibit 5: Exports and imports growth trends



Source: Bloomberg, Angel Research As of 06 April, 2020

Exhibit 6: Key policy rates

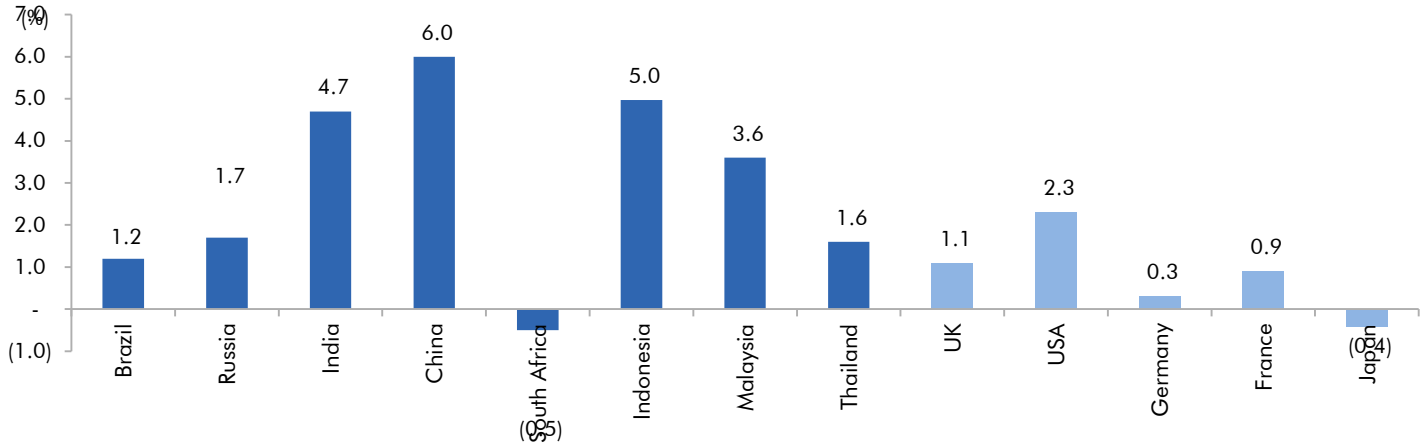


Source: RBI, Angel Research



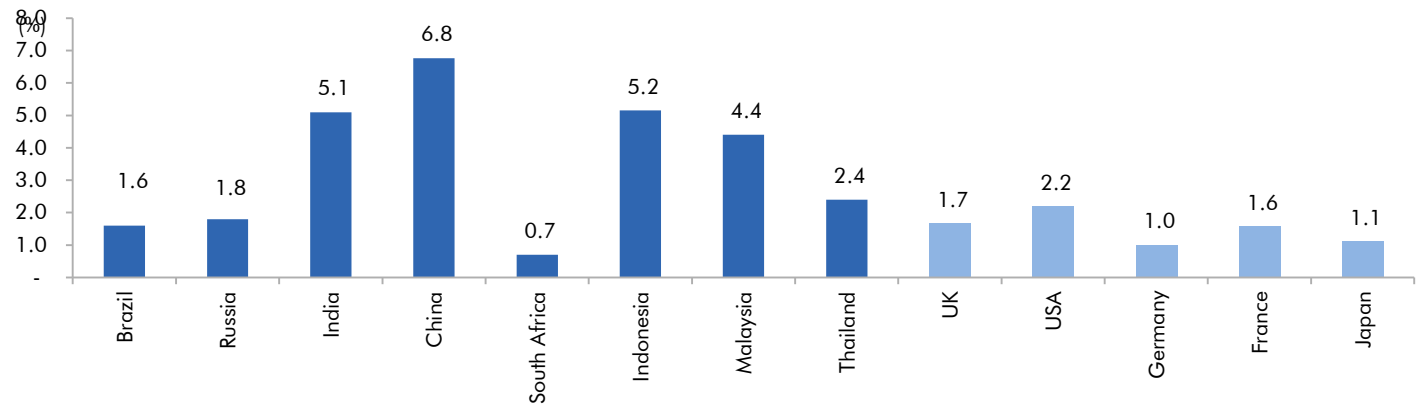
Global watch

Exhibit 1: Latest quarterly GDP Growth (% , yoy) across select developing and developed countries



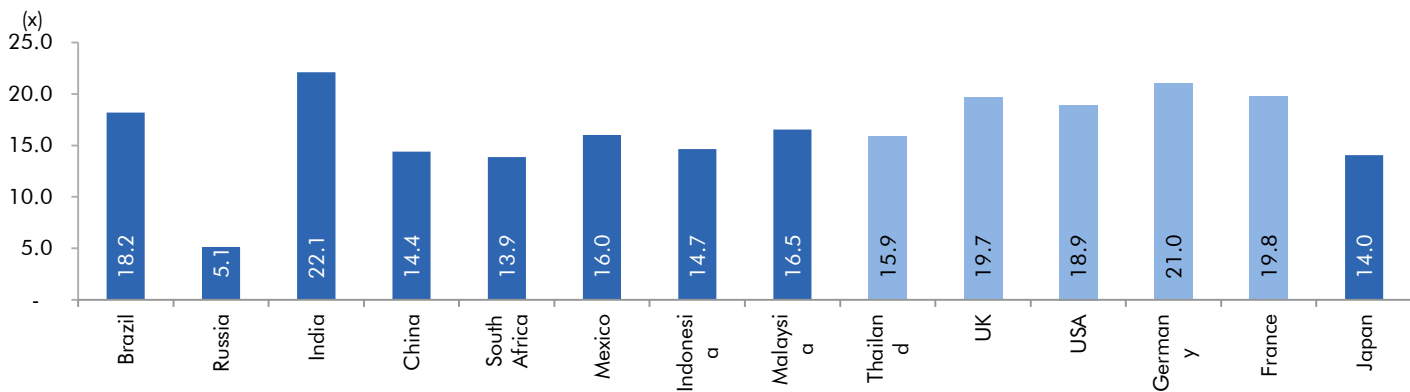
Source: Bloomberg, Angel Research

Exhibit 2: 2017 GDP Growth projection by IMF (% , yoy) across select developing and developed countries



Source: IMF, Angel Research

Exhibit 3: One year forward P-E ratio across select developing and developed countries



Source: IMF, Angel Research As of 18 March, 2020


Exhibit 4: Relative performance of indices across globe

Country	Name of index	Closing price	1M	Returns (%)	
				3M	1YR
Brazil	Bovespa	72254	-31.5	-38.6	-23.5
Russia	Micex	2573	-8.8	-16.4	1.2
India	Nifty	8084	-27.4	-34.2	-31.0
China	Shanghai Composite	2764	-8.2	-10.4	-14.9
South Africa	Top 40	40739	-14.4	-20.3	-23.2
Mexico	Mexbol	33591	-21.8	-24.7	-25.4
Indonesia	LQ45	702	-23.9	-31.2	-31.5
Malaysia	KLCI	1331	-10.7	-17.4	-19.1
Thailand	SET 50	767	-16.1	-27.9	-30.0
USA	Dow Jones	21413	-17.4	-25.2	-18.3
UK	FTSE	5415	-19.4	-29.0	-27.0
Japan	Nikkei	17820	-15.5	-23.2	-18.0
Germany	DAX	9576	-20.1	-27.6	-19.9
France	CAC	4186	-22.4	-30.7	-23.5

Source: Bloomberg, Angel Research As of 06 April, 2020


Exhibit 7: Historical Angel Top Picks/Fundamental Calls

Date Added	Top Picks/Fundamental	Stocks	Reco Price	Target/Revised Price	Current Status
17-04-2020	Top Picks	Reliance Ind.	1,205	1,412	Open
16-04-2020	Top Picks	Britannia Ind.	2,832	3,320	Open
16-04-2020	Top Picks	Dabur India	501	570	Open
16-04-2020	Top Picks	Infosys	625	758	Open
16-04-2020	Top Picks	L&T Infotech	1,493	1,803	Open
09-04-2020	Top Picks	Dr.Lal Path Labs	1,462		Closed(09/04/2020)
06-04-2020	Top Picks	Dr.Lal Path Labs	1,384	1,768	Open
06-04-2020	Top Picks	Ipca Labs	1,332	1,900	Open
16-04-2020	Top Picks	Bharti Airtel	510	594	Open
09-04-2020	Top Picks	Bharti Airtel	462	543	Open
06-04-2020	Top Picks	Bharti Airtel	421	492	Open
16-04-2020	Top Picks	P&G Hygiene	11,128	12,230	Open
02-04-2020	Top Picks	P&G Hygiene	10,161	11,670	Open
09-04-2020	Top Picks	Nestle India	16,848	20,687	Open
30-03-2020	Top Picks	Nestle India	15,091	17,355	Open
09-04-2020	Top Picks	Hindustan Unilever	2,459	3,080	Open
30-03-2020	Top Picks	Hindustan Unilever	2,140	2,461	Open
09-04-2020	Top Picks	Colgate Palmolive	1,341	1,680	Open
06-04-2020	Top Picks	Colgate Palmolive	1,241	1,450	Open
30-03-2020	Top Picks	Colgate Palmolive	1,152	1,325	Open
09-04-2020	Top Picks	Avenue Supermart	2,300	2,735	Open
30-03-2020	Top Picks	Avenue Supermart	2,038	2,395	Open
09-04-2020	Top Picks	Asian Paints	1,610	1,981	Open
11-03-2020	Top Picks	Asian Paints	1,864	2,118	Open
30-03-2020	Fundamental	Ultratech Cement	3,148	5,373	Hold
30-10-2019	Top Picks	Ultratech Cement	4,481	5,373	Open
25-02-2020	Top Picks	Larsen Toubro	1,250		Closed(25/02/2020)
29-10-2019	Top Picks	Larsen Toubro	1,365	1,689	Open
06-04-2020	Top Picks	Hawkins Cooker	3,860	5,500	Open
28-01-2020	Top Picks	Hawkins Cooker	4,332	4,732	Open
13-01-2020	Top Picks	Hawkins Cooker	3,591	4,353	Open
06-06-2019	Fundamental	Inox Wind	55		Hold
10-08-2018	Top Picks	Inox Wind	107	127	Open

Source: Company, Angel Research

**Exhibit 8: Historical Angel Top Picks/Fundamental Calls**

Date Added	Top Picks/Fundamental	Stocks	Reco Price	Target/Revised Price	Current Status
08-11-2019	Top Picks	TTK Prestige	6075		Closed(08/11/2019)
30-11-2018	Top Picks	TTK Prestige	7,206	8,200	Open
09-08-2018	Top Picks	TTK Prestige	6,206	7,500	Open
07-10-2019	Fundamental	Aurobindo Pharma	460		Closed(07/10/2019)
26-09-2019	Fundamental	Aurobindo Pharma	610		Hold
07-09-2019	Top Picks	Aurobindo Pharma	759	870	Open
06-07-2018	Top Picks	Aurobindo Pharma	603	780	Open
15-04-2020	Top Picks	RBL Bank	121		Closed(15/04/2020)
11-03-2020	Top Picks	RBL Bank	227		Hold
31-10-2019	Top Picks	RBL Bank	312	410	Open
22-07-2019	Top Picks	RBL Bank	500	650	Open
04-04-2019	Top Picks	RBL Bank	649	775	Open
30-08-2018	Top Picks	RBL Bank	626	690	Open
06-07-2018	Top Picks	RBL Bank	565	670	Open
02-12-2019	Fundamental	Yes Bank	64		Closed(02/12/2019)
18-07-2019	Fundamental	Yes Bank	98		Hold
30-04-2019	Fundamental	Yes Bank	168		Hold
25-01-2019	Top Picks	Yes Bank	214	280	Open
27-07-2019	Top Picks	Yes Bank	370	435	Open
06-07-2018	Top Picks	Yes Bank	348	418	Open
05-10-2019	Fundamental	Jindal Steel & Power	94		Hold
24-05-2019	Top Picks	Jindal Steel & Power	152	250	Open
07-02-2019	Top Picks	Jindal Steel & Power	135	249	Open
15-11-2018	Top Picks	Jindal Steel & Power	175	320	Open
30-06-2018	Top Picks	Jindal Steel & Power	222	350	Open
15-04-2020	Top Picks	Shriram Transport Finance Com	685		Closed(15/04/2020)
11-03-2020	Top Picks	Shriram Transport Finance Com	987		Hold
05-02-2020	Top Picks	Shriram Transport Finance Com	1,047	1410	Open
22-01-2020	Fundamental	Shriram Transport Finance Com	1,090	1410	Hold
30-10-2019	Top Picks	Shriram Transport Finance Com	1,156	1410	Open
07-08-2019	Top Picks	Shriram Transport Finance Com	1,000	1385	Open
25-05-2019	Top Picks	Shriram Transport Finance Com	1,106	1470	Open
20-06-2018	Top Picks	Shriram Transport Finance Com	1,466	1,764	Open

Source: Company, Angel Research

**Exhibit 9: Historical Angel Top Picks/Fundamental Calls**

Date Added	Top Picks/Fundamental	Stocks	Reco Price	Target/Revised Price	Current Status
09-04-2020	Top Picks	Bata India	1,240	1,561	Open
06-04-2020	Top Picks	Bata India	1,190	1,650	Open
12-03-2020	Top Picks	Bata India	1,411	1,800	Open
06-02-2020	Fundamental	Bata India	1,856		Closed(06/02/2020)
03-09-2019	Fundamental	Bata India	1,538	1,865	Hold
03-08-2019	Top Picks	Bata India	1,310	1,525	Open
13-02-2019	Top Picks	Bata India	1,189	1,479	Open
03-11-2018	Top Picks	Bata India	1,008	1,243	Open
30-07-2018	Top Picks	Bata India	918	1,007	Open
23-07-2018	Top Picks	Bata India	842	955	Open
01-07-2018	Top Picks	Bata India	862	948	Open
18-06-2018	Top Picks	Bata India	779	896	Open
16-04-2020	Fundamental	Amber Enterprises	1,116		Closed(16/04/2020)
30-03-2020	Fundamental	Amber Enterprises	1,221	1,830	Hold
31-01-2020	Top Picks	Amber Enterprises	1,540	1,830	Open
09-01-2020	Fundamental	Amber Enterprises	1,209		Hold
25-09-2019	Top Picks	Amber Enterprises	901	1100	Open
16-02-2019	Top Picks	Amber Enterprises	637	910	Open
08-08-2018	Top Picks	Amber Enterprises	939	1135	Open
14-06-2018	Top Picks	Amber Enterprises	1,026	1,230	Open
07-11-2019	Top Picks	M&M	580		Closed(07/11/2019)
09-08-2019	Top Picks	M&M	550	724	Open
15-02-2019	Top Picks	M&M	626	850	Open
07-06-2018	Top Picks	M&M	918	1050	Open
04-05-2018	Top Picks	M&M	860	990	Open
22-01-2020	Fundamental	HDFC Bank	1244		Closed(22/01/2020)
20-01-2020	Fundamental	HDFC Bank	1278	1390	Hold
23-10-2019	Top Picks	HDFC Bank	1241	1390	Open
23-07-2019	Top Picks	HDFC Bank	2264	2620	Open
22-01-2019	Top Picks	HDFC Bank	2145	2500	Open
24-07-2018	Top Picks	HDFC Bank	2158	2350	Open
02-05-2018	Top Picks	HDFC Bank	1944	2315	Open
04-05-2018	Top Picks	Matrimony.com Ltd	573	1016	Closed(17/08/2018)
20-04-2018	Top Picks	Matrimony.com Ltd	781	984	Open
31-01-2020	Top Picks	Parag Milk Foods Limited	138		Closed(31/01/2020)
25-10-2019	Top Picks	Parag Milk Foods Limited	149	200	Open
07-08-2019	Top Picks	Parag Milk Foods Limited	190	306	Open
12-02-2019	Top Picks	Parag Milk Foods Limited	211	359	Open
06-11-2018	Top Picks	Parag Milk Foods Limited	256	330	Open
15-05-2018	Top Picks	Parag Milk Foods Limited	310	410	Open

Source: Company, Angel Research

**Exhibit 10: Historical Angel Top Picks/Fundamental Calls**

Date Added	Top Picks/Fundamental	Stocks	Reco Price	Target/Revised Price	Current Status
16-04-2018	Top Picks	Parag Milk Foods Limited	249	333	Open
06-04-2020	Fundamental	GMM Pfaudler Limited	2,597	3,437	Hold
29-02-2020	Top Picks	GMM Pfaudler Limited	2,528	3,437	Open
19-02-2020	Fundamental	GMM Pfaudler Limited	3,255	3,437	Hold
07-02-2020	Top Picks	GMM Pfaudler Limited	2,925	3,437	Open
04-02-2020	Fundamental	GMM Pfaudler Limited	2,979		Hold
29-01-2020	Top Picks	GMM Pfaudler Limited	2,528	2,864	Open
15-01-2020	Fundamental	GMM Pfaudler Limited	1,986		Hold
19-11-2019	Top Picks	GMM Pfaudler Limited	1688	2059	Open
23-09-2019	Top Picks	GMM Pfaudler Limited	1520	1740	Open
11-06-2019	Top Picks	GMM Pfaudler Limited	1470	1570	Open
13-03-2019	Top Picks	GMM Pfaudler Limited	1265	1400	Open
27-08-2018	Top Picks	GMM Pfaudler Limited	1,170	1,287	Open
18-08-2018	Top Picks	GMM Pfaudler Limited	1,024	1,200	Open
07-08-2018	Top Picks	GMM Pfaudler Limited	984	1,100	Open
29-06-2018	Fundamental	GMM Pfaudler Limited	932	1,020	Open
14-05-2018	Fundamental	GMM Pfaudler Limited	818	900	Open
06-04-2018	Fundamental	GMM Pfaudler Limited	712	861	Open
06-12-2019	Fundamental	Ashok Leyland	75		Closed(06/12/2019)
06-06-2019	Fundamental	Ashok Leyland	70		Hold
17-08-2018	Top Picks	Ashok Leyland	128	156	Open
07-03-2018	Fundamental	Ashok Leyland Ltd	139	163	Closed (26/04/2018)
16-12-2019	Fundamental	Greenply Industries	160		Closed(16/12/2019)
31-05-2018	Fundamental	Greenply Industries	256	364	Open
03-03-2018	Fundamental	Greenply Industries	340	395	Open
16-04-2020	Fundamental	Safari Industries	402		Closed(16/04/2020)
30-03-2020	Fundamental	Safari Industries	392	492	Hold
24-03-2020	Top Picks	Safari Industries	328	492	Open
43816	Top Picks	Safari Industries	623	807	Open
27-08-2018	Top Picks	Safari Industries	974	1,071	Open
14-08-2018	Top Picks	Safari Industries	868	1,000	Open
07-08-2018	Top Picks	Safari Industries	788	870	Open
16-07-2018	Top Picks	Safari Industries	693	800	Open
16-04-2018	Top Picks	Safari Industries	651	750	Open
21-02-2018	Top Picks	Safari Industries	532	650	Open
31-05-2018	Top Picks	HSIL Ltd	348		Closed (31/05/2018)
16-02-2018	Top Picks	HSIL Ltd	433	510	Open
04-11-2019	Fundamental	Elantas Beck India Ltd.	2500		Closed(04/11/2019)
07-02-2018	Fundamental	Elantas Beck India Ltd.	2155	2500	Open

Source: Company, Angel Research

**Exhibit 11: Historical Angel Top Picks/Fundamental Calls**

Date Added	Top Picks/Fundamental	Stocks	Reco Price	Target/Revised Price	Current Status
01-04-2020	Fundamental	ICICI Bank	311	440	Hold
02-03-2020	Top Picks	ICICI Bank	497	590	Open
27-01-2020	Fundamental	ICICI Bank	536	590	Hold
09-12-2019	Top Picks	ICICI Bank	526	590	Open
29-10-2019	Top Picks	ICICI Bank	437	532	Open
25-05-2019	Top Picks	ICICI Bank	431	490	Open
15-02-2019	Top Picks	ICICI Bank	343	460	Open
30-07-2018	Top Picks	ICICI Bank	307	411	Open
01-02-2018	Top Picks	ICICI Bank	352	416	Open
06-03-2020	Fundamental	Aditya Birla Capital	75		Closed(06/03/2020)
06-09-2019	Fundamental	Aditya Birla Capital	93	118	Open
09-08-2019	Top Picks	Aditya Birla Capital	89	118	Open
04-06-2019	Top Picks	Aditya Birla Capital	102	130	Open
01-02-2018	Top Picks	Aditya Birla Capital	167	218	Open
04-01-2018	Fundamental	CCL Products	278	360	Open
03-01-2018	Fundamental	Nilkamal Ltd	1,449		Closed (29/01/2020)
03-01-2018	Fundamental	Nilkamal Ltd	1880	2178	Open
01-01-2018	Fundamental	Capital First Ltd	693	850	Closed (15/01/2018)
30-12-2017	Fundamental	Shreyans Industries Ltd	205	247	Closed
09-05-2018	Fundamental	Prism Cement Ltd		160	Closed (09/05/2018)
21-12-2017	Fundamental	Prism Cement Ltd	118	131	
18-12-2017	Fundamental	Menon Bearings Limited	92	114	Closed (17/01/2018)
14-12-2017	Top Picks	Ruchira Papers Ltd.	188	244	Closed (09/02/2018)
17-05-2018	Top Picks	Century Plyboards India	280		Closed(17/05/2018)
28-11-2017	Top Picks	Century Plyboards India	317	400	Open
19-12-2017	Top Picks	LT Foods	85		Closed(18/06/2018)
06-11-2017	Top Picks	LT Foods	74	96	
16-10-2017	Fundamental	Endurance Technologies Ltd	1111	1277	Closed (01/12/2017)
30/01/2020	Fundamental	GIC Housing	154		Closed (30/01/2020)
06-06-2019	Fundamental	GIC Housing	252		Hold
11-09-2017	Top Picks	GIC Housing	533	655	Open
28-01-2020	Fundamental	Music Broadcast Limited	29		Closed (28/01/2020)
06-06-2019	Fundamental	Music Broadcast Limited	58		Hold
10-10-2017	Top Picks	Music Broadcast Limited	404	475	Open
20-07-2017	Top Picks	Music Broadcast Limited	368	434	Open
	Fundamental	L&T Finance Holding			Hold
03-05-2018	Fundamental	L&T Finance Holding	171	210	Open
07-07-2017	Fundamental	L&T Finance Holdings Ltd	149	179	Closed (28/8/2017)

Source: Company, Angel Research

**Exhibit 12: Historical Angel Top Picks/Fundamental Calls**

Date Added	Top Picks/Fundamental	Stocks	Reco Price	Target/Revised Price	Current Status
06-07-2017	Fundamental	Syngene International	478	564	Closed (1/3/2018)
28-01-2020	Top Picks	Maruti	7,065		Closed(28/01/2020)
30-07-2019	Top Picks	Maruti	5558	7,783	Open
29-10-2018	Top Picks	Maruti	6705	8,552	Open
27-07-2017	Top Picks	Maruti	9315	10820	Open
05-06-2017	Top Picks	Karur Vysya Bank	127	100	Closed (12/03/2018)
16-04-2020	Fundamental	KEI Industries	279		Closed (16/04/2020)
06-04-2020	Fundamental	KEI Industries	295	400	Hold
19-03-2020	Top Picks	KEI Industries	257	400	Open
21-01-2020	Top Picks	KEI Industries	517	658	Open
13-11-2019	Fundamental	KEI Industries	542		Hold
07-08-2019	Top Picks	KEI Industries	464	556	Open
12-02-2019	Top Picks	KEI Industries	349	486	Open
23-05-2018	Top Picks	KEI Industries	481	589	Open
21-05-2018	Top Picks	KEI Industries	433	508	Open
25-01-2018	Top Picks	KEI Industries	400	486	Open
04-01-2017	Top Picks	KEI Industries	167	207	Open
17-04-2020	Top Picks	Alkem Lab.	2,687	3,300	Open
31-05-2018	Top Picks	Alkem Lab	1978		Closed (31/05/2018)
01-12-2016	Top Picks	Alkem Lab	1700	2441	Open
17-10-2016	Top Picks	Asian Granito	267	534	Closed (18/02/2018)
17-05-2018	Top Picks	TV Today Network	460		Closed (17/05/2018)
04-08-2016	Top Picks	TV Today Network	297	603	Open
30-01-2019	Fundamental	DHFL	162		Closed(30/01/2019)
05-04-2016	Top Picks	DHFL	189	720	Open
25-06-2018	Top Picks	Navkar Corporation	207		Closed(25/06/2018)
05-01-2016	Top Picks	Navkar Corporation	207	265	Open
09-12-2019	Top Picks	Blue Star	813		Closed(09/12/2019)
08-12-2015	Top Picks	Blue Star	357	867	Open
29-01-2020	Fundamental	Siyaram Silk Mills	229		Closed(28/01/2020)
06-06-2019	Fundamental	Siyaram Silk Mills	337		Hold
30-10-2015	Top Picks	Siyaram Silk Mills	186	851	Open

Source: Company, Angel Research



Research Team Tel: 022 - 39357800

E-mail: research@angelbroking.com

Website: www.angelbroking.com

DISCLAIMER:

Angel Broking Limited (hereinafter referred to as "Angel") is a registered Member of National Stock Exchange of India Limited, Bombay Stock Exchange Limited, Metropolitan Stock Exchange Limited, Multi Commodity Exchange of India Ltd and National Commodity & Derivatives Exchange Ltd. It is also registered as a Depository Participant with CDSL and Portfolio Manager and Investment Adviser with SEBI. It also has registration with AMFI as a Mutual Fund Distributor. Angel Broking Limited is a registered entity with SEBI for Research Analyst in terms of SEBI (Research Analyst) Regulations, 2014 vide registration number INH000000164. Angel or its associates has not been debarred/ suspended by SEBI or any other regulatory authority for accessing /dealing in securities Market. Angel or its associates/analyst has not received any compensation / managed or co-managed public offering of securities of the company covered by Analyst during the past twelve months.

This document is solely for the personal information of the recipient, and must not be singularly used as the basis of any investment decision. Nothing in this document should be construed as investment or financial advice. Each recipient of this document should make such investigations as they deem necessary to arrive at an independent evaluation of an investment in the securities of the companies referred to in this document (including the merits and risks involved), and should consult their own advisors to determine the merits and risks of such an investment.

Reports based on technical and derivative analysis center on studying charts of a stock's price movement, outstanding positions and trading volume, as opposed to focusing on a company's fundamentals and, as such, may not match with a report on a company's fundamentals. Investors are advised to refer the Fundamental and Technical Research Reports available on our website to evaluate the contrary view, if any.

The information in this document has been printed on the basis of publicly available information, internal data and other reliable sources believed to be true, but we do not represent that it is accurate or complete and it should not be relied on as such, as this document is for general guidance only. Angel Broking Limited or any of its affiliates/ group companies shall not be in any way responsible for any loss or damage that may arise to any person from any inadvertent error in the information contained in this report. Angel Broking Limited has not independently verified all the information contained within this document. Accordingly, we cannot testify, nor make any representation or warranty, express or implied, to the accuracy, contents or data contained within this document. While Angel Broking Limited endeavors to update on a reasonable basis the information discussed in this material, there may be regulatory, compliance, or other reasons that prevent us from doing so.

This document is being supplied to you solely for your information, and its contents, information or data may not be reproduced, redistributed or passed on, directly or indirectly.

Neither Angel Broking Limited, nor its directors, employees or affiliates shall be liable for any loss or damage that may arise from or in connection with the use of this information.