



Market Cues

Indian markets are likely to open flat tracking global indices and SGX Nifty.

The US stocks remained firmly positive throughout the trading session on Wednesday. With the upward move on the day, the major averages more than offset the pullback seen in the previous session. The Dow and the Nasdaq jumped by 0.9 percent to 26,203 and 8,020, respectively.

The UK stocks rose sharply on Wednesday, tracking gains elsewhere across Europe after reports that the German government had agreed a draft law largely scrapping the so-called "Solidarity Surcharge" on income tax to shore up Europe's largest economy. The FTSE 100 surged by 1.1 percent to 7,210.

On domestic front, Indian fell notably on Wednesday amid mixed global cues and in the absence of any stimulus package from the Modi government to arrest economic slowdown. Rising oil prices also dented sentiment. The benchmark BSE Sensex fell by 0.7 percent to 37,060.

News Analysis

- Sebi relaxes FPI rules and share buyback norms

Detailed analysis on Pg2

Investor's Ready Reckoner



Key Domestic & Global Indicators



Stock Watch: Latest investment recommendations on 150+ stocks

Refer Pg5 onwards

Top Picks

Company	Sector	Rating	CMP (₹)	Target (₹)	Upside (%)
Blue Star	Capital Goods	Buy	715	867	21.3
ICICI Bank	Financials	Buy	412	490	18.9
Parag Milk Foods	Others	Buy	143	330	131.0
Bata India	Others	Accumulate	1,476	1,643	11.3
KEI Industries	Capital Goods	Buy	460	612	33.1

More Top Picks on Pg4

Domestic Indices	Chg (%)	(Pts)	(Close)
BSE Sensex	-0.7	-267	37,060
Nifty	-0.9	-98	10,919
Mid Cap	-1.3	-177	13,259
Small Cap	-1.4	-180	12,390
Bankex	-1	-327	31,326

Global Indices	Chg (%)	(Pts)	(Close)
Dow Jones	0.9	240	26,203
Nasdaq	0.9	72	8,020
FTSE	1.1	78	7,203
Nikkei	-0.3	-59	20,619
Hang Seng	0.2	39	26,270
Shanghai Com	0	0	2,880

Advances / Declines	BSE	NSE
Advances	627	441
Declines	1,849	1,341
Unchanged	150	331

Volumes (₹ Cr)	BSE	NSE
BSE	1,969	
NSE		28,128

Net Inflows (₹ Cr)	Net	Mtd	Ytd
FII	-1,339	-10,290	-2,39,463
*MFs	601	7,616	27,377

Top Gainers	Price (₹)	Chg (%)
NAVINFUOR	690	7.1
NESTLEIND	12587	5.2
COFFEEDAY	73	5.0
SUVEN	254	3.9
JAMNAUTO	34	2.4

Top Losers	Price (₹)	Chg (%)
CGPOWER	12	-20.0
TATAPOWER	51	-8.7
TATAMOTORS	112	-9.3
VAKRANGEE	27	-19.3
ALBK	32	-8.0

As on Aug 21, 2019



News Analysis

Sebi relaxes FPI rules and share buyback norms

The markets regulator, SEBI, eased the regulatory and compliance framework for foreign portfolio investors (FPI) by broad-basing their classification, and simplifying their registration, entry and know-your-customer (KYC) norms in a bid to boost investments.

In another key move, the Securities and Exchange Board of India (Sebi) relaxed the buyback norms for listed firms that own non-banking financial companies (NBFCs) and housing finance companies (HFCs) subsidiaries. This move will free conglomerates from the restrictive debt-to-equity ratio (DER) norms calculated on a consolidated basis for guiding buybacks.

The new FPI norms are the outcome of the regulator's board meeting on Wednesday, which collapsed 57 circulars and 183 FAQs regarding FPIs into a single circular. There are now expectations that the Union finance ministry will provide a special carve-out for FPIs from the higher tax surcharge announced during the 2019-20 budget.

FPIs have been withdrawing from Indian equities after the finance minister introduced higher tax surcharge on the super-rich in the budget in July. In the past two months, FPIs have sold Indian shares worth \$3.07 billion, while they were net buyers of shares worth \$11.3 billion till June.

Economic and Political News

- Govt to scrap prior approval clause in MMDR to speed up coal mining leases
- EPFO appoints UTI AMC, SBI Mutual Fund as fund managers
- Govt, industry to talk curbing duty evasion by Chinese e-tailers

Corporate News

- Maruti Suzuki seeks better lending terms for dealers amid liquidity crunch
- Anil Agarwal, Mukesh Ambani join suitors' list for acquiring RCom assets
- DHFL looks for a buyer, in talks with investors to sell majority stake
- HPCL to invest Rs 74,000 crore in next five years to expand capacity



Top Picks

Company	Market Cap (₹ Cr)	CMP (₹)	Target (₹)	Upside (%)	Rationale
Blue Star	6,882	715	867	21.3	Favorable outlook for the AC industry to augur well for Cooling products business which is out pacing the market growth. EMPPAC division's profitability to improve once operating environment turns around.
ICICI Bank	2,66,083	412	490	18.9	Well capitalized with CAR of 18.1% which gives sufficient room to grow asset base. Faster resolution of NPA would reduce provision cost, which would help to report better ROE.
KEI Industries	3,630	460	612	33.1	High order book execution in EPC segment, rising B2C sales and higher exports to boost the revenues and profitability
Maruti Suzuki	1,87,983	6,223	8,552	37.4	GST regime and the Gujarat plant are expected to improve the company's sales volume and margins, respectively.
Safari Industries	1,241	555	1,000	80.1	Third largest brand play in luggage segment Increased product offerings and improving distribution network is leading to strong growth in business. Likely to post robust growth for next 3-4 years
Aditya Birla Capital	19,802	90	130	44.5	We expect financialisation of savings and increasing penetration in Insurance & Mutual fund would ensure steady growth.
Parag Milk Foods	1,202	143	330	131.0	One of the leading Indian dairy products companies in India created strong brands in dairy products. Rising revenue share of high-margin Value Added Products and reduction in interest cost is likely to boost margins and earnings in next few years.
HDFC Bank	6,08,649	2,226	2,660	19.5	HDFC Bank maintained its steady growth in the 4QFY18. The bank's net profit grew by 20.3%. Steady growth in interest income and other income aided PAT growth. The Strong liability franchise and healthy capitalisation provides strong earning visibility. At the current market price, the bank is trading at 3.2x FY20E ABV.
M&M	64,721	521	1,050	101.7	We expect strong PAT growth on back of healthy growth in automobile segment (on back of new launches and facelifts in some of the model) and strong growth in Tractors segment coupled by its strong brand recall and improvement in rural sentiment
Amber Enterprises	2,547	810	910	12.3	Market leader in the room air conditioner (RAC) outsourced manufacturing space in India with a market share of 55.4%. It is a one-stop solutions provider for the major brands in the RAC industry and currently serves eight out of the 10 top RAC brands in India
Bata India	18,969	1,476	1,643	11.3	BIL is the largest footwear retailer in India, offering footwear, accessories and bags across brands. We expect BIL to report net PAT CAGR of ~16% to ~`3115cr over FY2018-20E mainly due to new product launches, higher number of stores addition and focus on women's high growth segment and margin improvement



Continued...

Company	Market Cap (₹ Cr)	CMP (₹)	Target (₹)	Upside (%)	Rationale
Shriram Transport Finance	22,981	1,013	1,470	45.1	SHTF is in the sweet spot with benefits from stronger CV volumes, NIMs unaffected by rising bond yields on the back of stronger pricing power and an enhancing ROE by 750bps over FY18-20E, supported by decline in credit cost.
Jindal Steel & Power Limited	10,073	99	250	153.2	We expect JSPL's top line to grow at 27% CAGR over FY19-FY20 on the back of strong steel demand and capacity addition. On the bottom line front, we expect JSPL to turn in to profit by FY19 on back of strong operating margin improvement.
GMM Pfudler Ltd	2,039	1,395	1,570	12.6	GMM Pfudler Limited (GMM) is the Indian market leader in glass-lined (GL) steel equipment. GMM is expected to cross CAGR 15%+ in revenue over the next few years mainly led by uptick in demand from user industries and it is also expecting to increase its share of non-GL business to 50% by 2020.
Aurobindo Pharmaceuticals	34,547	590	890	50.9	Aurobindo Pharmaceuticals, amongst the Indian Pharmaceutical companies, is well placed to face the challenging generic markets, given its focus on achieving growth through productivity. Aurobindo will report net revenue & net profit CAGR of ~13% & ~8% resp. during FY2018-20E. Valuations are cheap V/s its peers and own fair multiples of 17-18x.
RBL Bank	16,005	372	650	74.6	We believe advance to grow at a healthy CAGR of 35% over FY18-20E. Below peers level ROA (1.2% FY18) to expand led by margin expansion and lower credit cost.
TTK Prestige	7,999	5,771	7,708	33.6	TTK Prestige has emerged as one of the leading brands in kitchen appliances in India after its successful transformation from a single product company to offering an entire gamut of home and kitchen appliances. We are expecting a CAGR of 18% in revenue and 25% in PAT over FY2018-20. Maintain Hold.

Source: Company, Angel Research



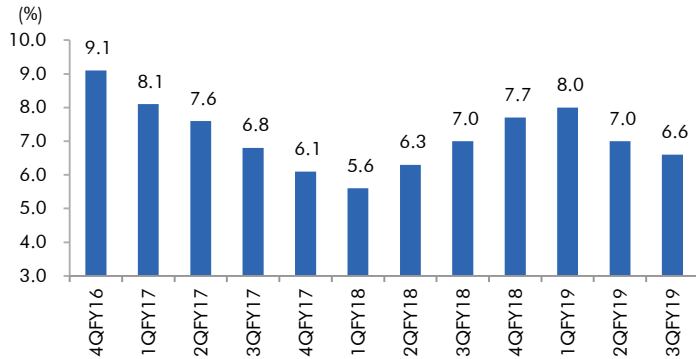
Fundamental Call

Company	Market Cap (₹ Cr)	CMP (₹)	Target (₹)	Upside (%)	Rationale
CCL Products	3,249	244	360	47.4	CCL is likely to maintain the strong growth trajectory over FY18-20 backed by capacity expansion and new geographical foray
Nilkamal	1,487	996	2,178	118.6	We forecast Nilkamal to report top-line CAGR of ~9% to ₹2,635cr over FY17-20E on the back of healthy demand growth in plastic division. On the bottom-line front, we estimate ~10% CAGR to ₹162cr owing to improvement in volumes.
Elantas Beck India Ltd	1,590	2,005	2,500	24.7	Elantas Beck India is the Indian market leader in liquid insulation segment used in electrical equipments like motors, transformers etc. It derives demand from several industries which are expected to register 10%+ CAGR in demand in the coming years. We can book out from the stock with 16% profit at Rs. 2500 TP.
Greenply Industries	1,706	139	256	84.0	Greenply Industries Ltd (GIL) manufactures plywood & allied products and medium density fibreboards (MDF). GIL to report net revenue CAGR of ~14% to ~`2,478cr over FY2017-20E mainly due to healthy growth in plywood & lamination business on the back of strong brand and distribution network
L&T Finance Holding	19,325	97	210	117.4	L&T Fin's new management is on track to achieve ROE of 18% by 2020 and recent capital infusion of `3000cr would support advance growth.
GIC Housing	931	173	424	145.2	We expect loan book to grow at 24.3% over next two year; change in borrowing mix will help in NIM improvement
Siyaram Silk Mills	1,078	230	549	138.6	Strong brands and distribution network would boost growth going ahead. Stock currently trades at an inexpensive valuation.
Music Broadcast Limited	1,050	38	95	150.3	Expected to benefit from the lower capex requirement and 15 year long radio broadcast licensing.
Inox Winds	804	36	120	231.0	We expect Inox Wind to report exponential growth in top-line and bottom-line over FY19-20E. The growth would be led by changing renewable energy industry dynamics in favor of wind energy segment viz. changes in auction regime from Feed-In-Tariff (FIT) to reverse auction regime and Government's guidance for 10GW auction in FY19 and FY20 each.
Ashok Leyland	18,142	62	156	152.4	Considering the strong CV demand due to change in BS-VI emission norms (will trigger pre-buying activities), pick up in construction activities and no significant impact on industry due to recent axle load norms, we recommend BUY on Ashok Leyland at current valuations.
Yes Bank	16,679	65	NA	NA	Well planned strategy to grow small business loans and cross-selling would propel fees income. We expect YES to grow its advance much higher than industry and improvement in asset quality to support profitability.



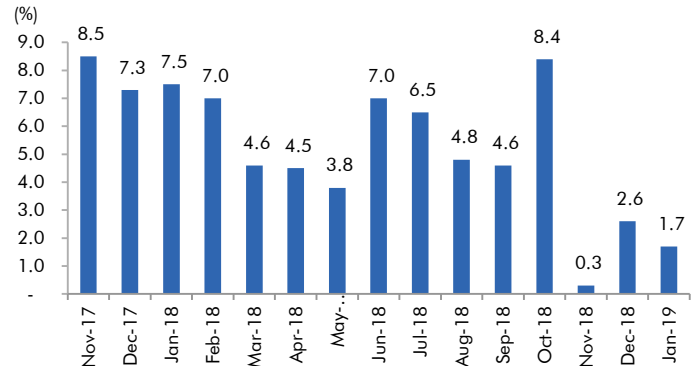
Macro watch

Exhibit 1: Quarterly GDP trends



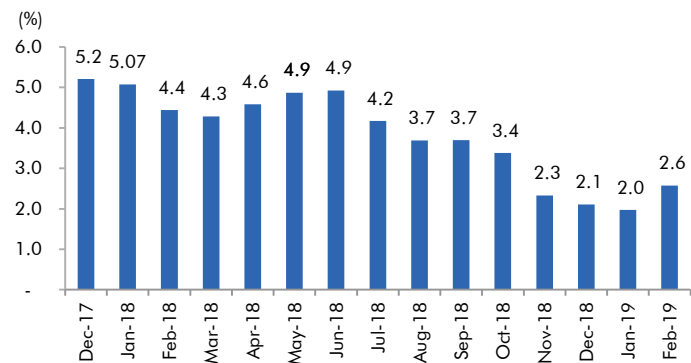
Source: CSO, Angel Research

Exhibit 2: IIP trends



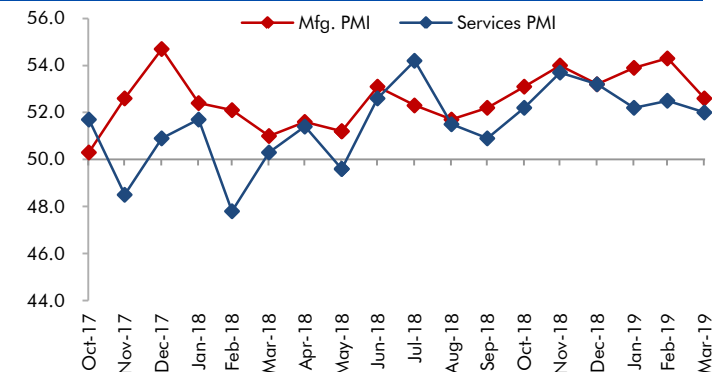
Source: MOSPI, Angel Research

Exhibit 3: Monthly CPI inflation trends



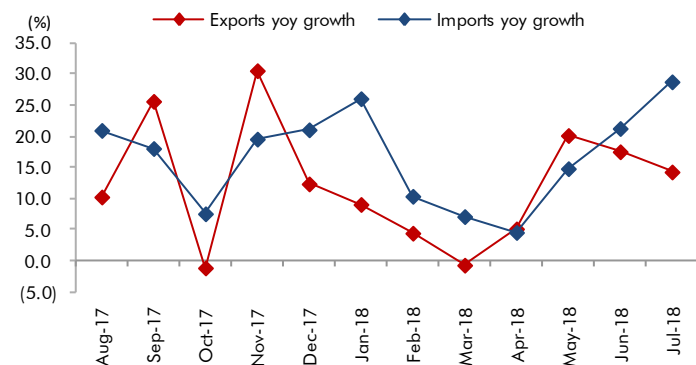
Source: MOSPI, Angel Research

Exhibit 4: Manufacturing and services PMI



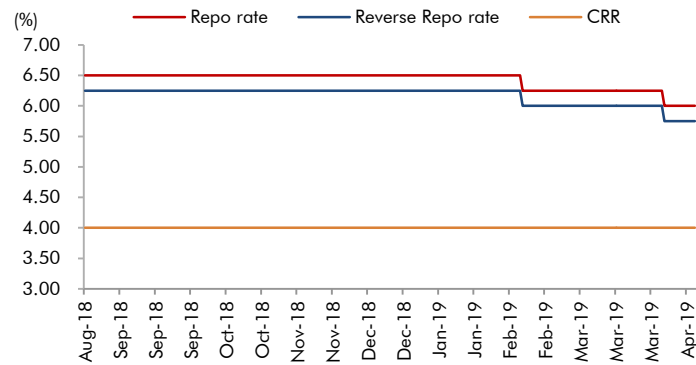
Source: Market, Angel Research; Note: Level above 50 indicates expansion

Exhibit 5: Exports and imports growth trends



Source: Bloomberg, Angel Research As of 15 April, 2019

Exhibit 6: Key policy rates

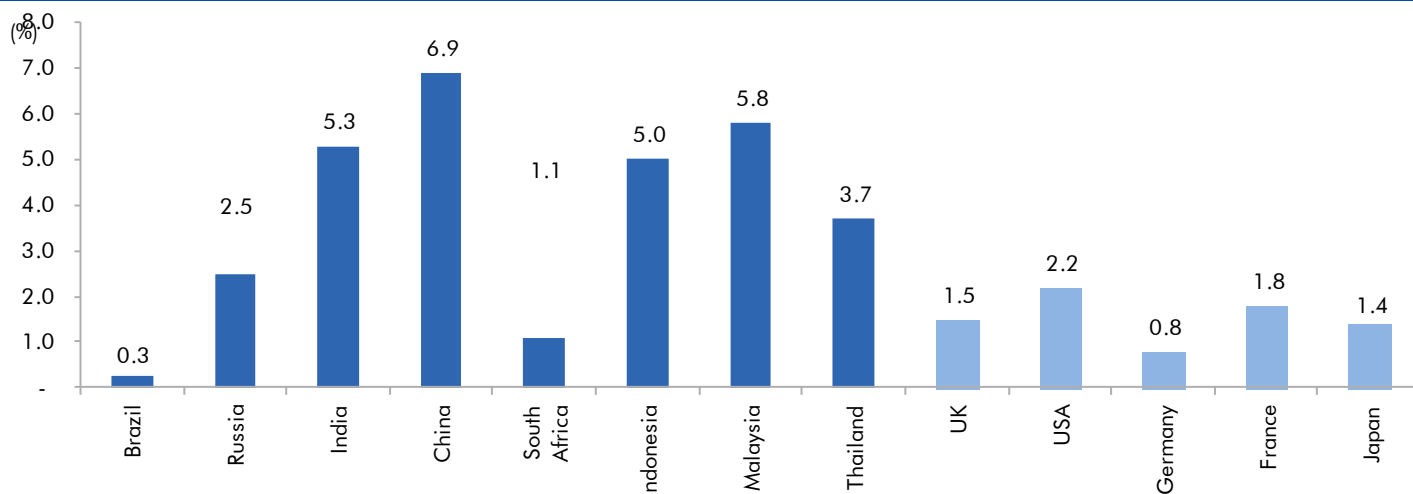


Source: RBI, Angel Research



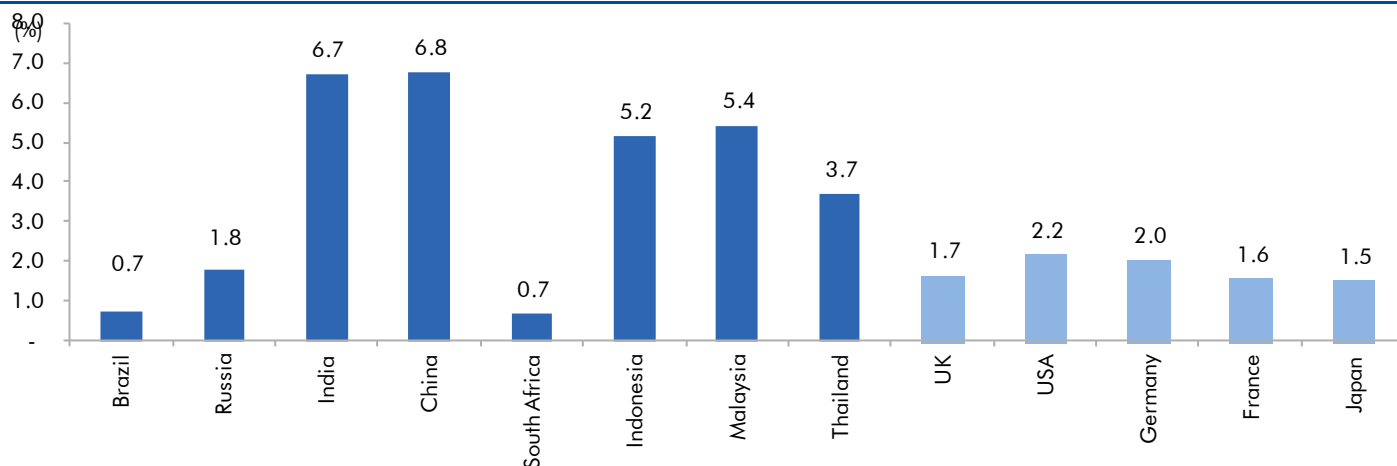
Global watch

Exhibit 1: Latest quarterly GDP Growth (% , yoy) across select developing and developed countries



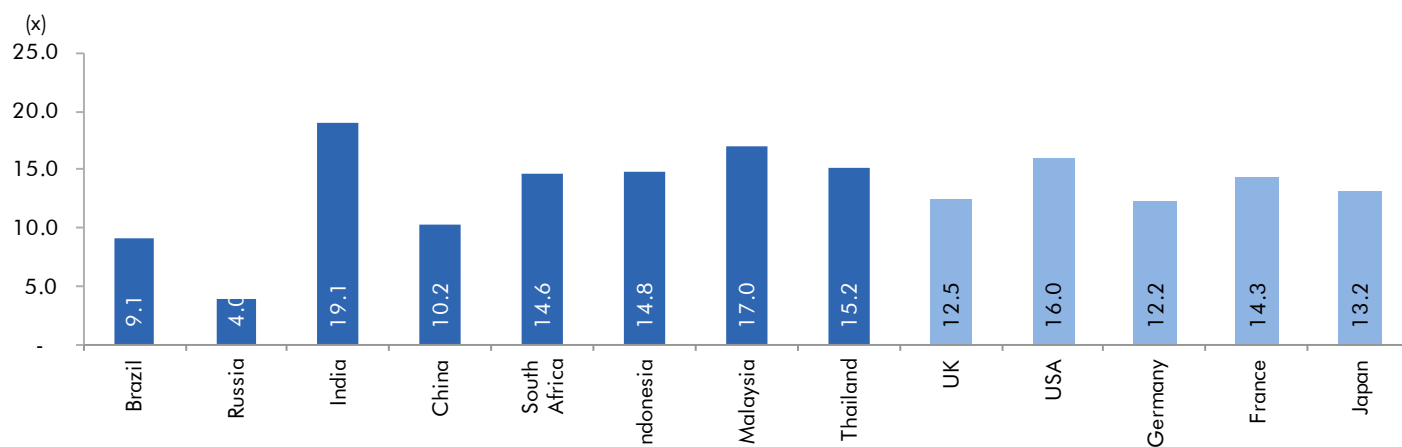
Source: Bloomberg, Angel Research

Exhibit 2: 2017 GDP Growth projection by IMF (% , yoy) across select developing and developed countries



Source: IMF, Angel Research

Exhibit 3: One year forward P-E ratio across select developing and developed countries



Source: IMF, Angel Research As of 25 Sep, 2018


Exhibit 4: Relative performance of indices across globe

Country	Name of index	Closing price	1M	Returns (%)	
				3M	1YR
Brazil	Bovespa	1,00,995	4.1	5.8	38.8
Russia	Micex	2,559	0.0	1.5	10.9
India	Nifty	11,789	-1.1	1.4	10.0
China	Shanghai Composite	2,979	2.8	-3.6	4.6
South Africa	Top 40	51,925	3.8	9.7	3.7
Mexico	Mexbol	44,686	-11.2	-15.1	-11.3
Indonesia	LQ45	1,006	-3.2	4.1	-8.5
Malaysia	KLCI	1,708	1.4	1.7	-8.0
Thailand	SET 50	1,099	0.2	0.6	-8.9
USA	Dow Jones	26,600	7.2	2.6	9.6
UK	FTSE	7,426	3.7	2.0	-2.8
Japan	Nikkei	21,276	3.3	0.3	-4.6
Germany	DAX	12,399	5.7	7.6	0.8
France	CAC	5,539	6.4	3.5	4.0

Source: Bloomberg, Angel Research As of 06 July, 2019

**Exhibit 7: Historical Angel Top Picks/Fundamental Calls**

Date Added	Top Picks/Fundamental	Stocks	Reco Price	Target/Revised Price	Current Status
17-08-2018	Top Picks	Ashok Leyland	128	156	Open
10-08-2018	Top Picks	Inox Wind	107	127	Open
30-11-2018	Top Picks	TTK Prstige	7,206	8,200	Open
09-08-2018	Top Picks	TTK Prstige	6,206	7,500	
06-07-2018	Top Picks	Aurobindo Pharma	603	780	Open
30-08-2018	Top Picks	RBL Bank	626	690	Open
06-07-2018	Top Picks	RBL Bank	565	670	
06-07-2018	Top Picks	Yes Bank	348	418	Open
30-06-2018	Top Picks	Jindal Steel & Power	222	350	Open
20-06-2018	Top Picks	Shriram Transport Finance Com	1,466	1,764	Open
30-07-2018	Top Picks	Bata India	918	1,007	Open
23-07-2018	Top Picks	Bata India	842	955	
01-07-2018	Top Picks	Bata India	862	948	
18-06-2018	Top Picks	Bata India	779	896	
14-06-2018	Top Picks	Amber Enterprises	1,026	1,230	Open
07-06-2018	Top Picks	M&M	918	1050	Open
04-05-2018	Top Picks	M&M	860	990	
03-05-2018	Fundamental	L&T Finance Holding	171	210	Open
02-05-2018	Top Picks	HDFC Bank	1944	2315	Open
04-05-2018	Top Picks	Matrimony.com Ltd	573	1016	Closed(17/08/2018)
20-04-2018	Top Picks	Matrimony.com Ltd	781	984	
15-05-2018	Top Picks	Parag Milk Foods Limited	310	410	Open
16-04-2018	Top Picks	Parag Milk Foods Limited	249	333	
27-08-2018	Top Picks	GMM Pfaudler Limited	1,170	1,287	Open
18-08-2018	Top Picks	GMM Pfaudler Limited	1,024	1,200	
07-08-2018	Top Picks	GMM Pfaudler Limited	984	1,100	
29-06-2018	Fundamental	GMM Pfaudler Limited	932	1,020	
14-05-2018	Fundamental	GMM Pfaudler Limited	818	900	
06-04-2018	Fundamental	GMM Pfaudler Limited	712	861	
07-03-2018	Fundamental	Ashok Leyland Ltd	139	163	Closed (26/04/2018)
03-03-2018	Fundamental	Greenply Industries	340	395	Open
27-08-2018	Top Picks	Safari Industries	974	1,071	Open
14-08-2018	Top Picks	Safari Industries	868	1,000	
07-08-2018	Top Picks	Safari Industries	788	870	
16-07-2018	Top Picks	Safari Industries	693	800	
16-04-2018	Top Picks	Safari Industries	651	750	
21-02-2018	Top Picks	Safari Industries	532	650	
31-05-2018	Top Picks	HSIL Ltd	348		Closed (31/05/2018)
16-02-2018	Top Picks	HSIL Ltd	433	510	
07-02-2018	Fundamental	Elantas Beck India Ltd.	2155	2500	Open
01-02-2018	Top Picks	ICICI Bank	352	416	Open
01-02-2018	Top Picks	Aditya Birla Capital	167	218	Open
04-01-2018	Fundamental	CCL Products	278	360	Open
03-01-2018	Fundamental	Nilkamal Ltd	1880	2178	Open
01-01-2018	Fundamental	Capital First Ltd	693	850	Closed (15/01/2018)
30-12-2017	Fundamental	Shreyans Industries Ltd	205	247	Closed

Source: Company, Angel Research


Exhibit 8: Historical Angel Top Picks/Fundamental Calls

Date Added	Top Picks/Fundamental	Stocks	Reco Price	Target/Revised Price	Current Status
	Fundamental	Prism Cement Ltd		160	Closed (09/05/2018)
21-12-2017	Fundamental	Prism Cement Ltd	118	131	
18-12-2017	Fundamental	Menon Bearings Limited	92	114	Closed (17/01/2018)
14-12-2017	Top Picks	Ruchira Papers Ltd.	188	244	Closed (09/02/2018)
17-05-2018	Top Picks	Century Plyboards India	280		Closed(17/05/2018)
28-11-2017	Top Picks	Century Plyboards India	317	400	
19-12-2017	Top Picks	LT Foods	85		Closed(18/06/2018)
06-11-2017	Top Picks	LT Foods	74	96	
16-10-2017	Fundamental	Endurance Technologies Ltd	1111	1277	Closed (01/12/2017)
11-09-2017	Top Picks	GIC Housing	533	655	Open
10-10-2017	Top Picks	Music Broadcast Limited	404	475	Open
20-07-2017	Top Picks	Music Broadcast Limited	368	434	
07-07-2017	Fundamental	L&T Finance Holdings Ltd	149	179	Closed (28/8/2017)
06-07-2017	Fundamental	Syngene International	478	564	Closed (1/3/2018)
05-07-2017	Top Picks	Maruti	7371	10619	Open
05-06-2017	Top Picks	Karur Vysya Bank	127	100	Closed (12/03/2018)
23-05-2018	Top Picks	KEI Industries	481	589	Open
04-01-2017	Top Picks	KEI Industries	125	485	
31-05-2018	Top Picks	Alkem Lab	1978		Closed (31/05/2018)
01-12-2016	Top Picks	Alkem Lab	1700	2441	
17-10-2016	Top Picks	Asian Granito	267	534	Closed (18/02/2018)
17-05-2018	Top Picks	TV Today Network	460		Closed (17/05/2018)
04-08-2016	Top Picks	TV Today Network	297	603	
05-04-2016	Top Picks	DHFL	189	720	Open
25-06-2018	Top Picks	Navkar Corporation	207		Closed(25/06/2018)
05-01-2016	Top Picks	Navkar Corporation	207	265	Open
08-12-2015	Top Picks	Blue Star	357	867	Open
30-10-2015	Top Picks	Siyaram Silk Mills	186	851	Open

Source: Company



Research Team Tel: 022 - 39357800

E-mail: research@angelbroking.com

Website: www.angelbroking.com

DISCLAIMER:

Angel Broking Limited (hereinafter referred to as "Angel") is a registered Member of National Stock Exchange of India Limited, Bombay Stock Exchange Limited, Metropolitan Stock Exchange Limited, Multi Commodity Exchange of India Ltd and National Commodity & Derivatives Exchange Ltd. It is also registered as a Depository Participant with CDSL and Portfolio Manager and Investment Adviser with SEBI. It also has registration with AMFI as a Mutual Fund Distributor. Angel Broking Limited is a registered entity with SEBI for Research Analyst in terms of SEBI (Research Analyst) Regulations, 2014 vide registration number INH000000164. Angel or its associates has not been debarred/ suspended by SEBI or any other regulatory authority for accessing /dealing in securities Market. Angel or its associates/analyst has not received any compensation / managed or co-managed public offering of securities of the company covered by Analyst during the past twelve months.

This document is solely for the personal information of the recipient, and must not be singularly used as the basis of any investment decision. Nothing in this document should be construed as investment or financial advice. Each recipient of this document should make such investigations as they deem necessary to arrive at an independent evaluation of an investment in the securities of the companies referred to in this document (including the merits and risks involved), and should consult their own advisors to determine the merits and risks of such an investment.

Reports based on technical and derivative analysis center on studying charts of a stock's price movement, outstanding positions and trading volume, as opposed to focusing on a company's fundamentals and, as such, may not match with a report on a company's fundamentals. Investors are advised to refer the Fundamental and Technical Research Reports available on our website to evaluate the contrary view, if any.

The information in this document has been printed on the basis of publicly available information, internal data and other reliable sources believed to be true, but we do not represent that it is accurate or complete and it should not be relied on as such, as this document is for general guidance only. Angel Broking Limited or any of its affiliates/ group companies shall not be in any way responsible for any loss or damage that may arise to any person from any inadvertent error in the information contained in this report. Angel Broking Limited has not independently verified all the information contained within this document. Accordingly, we cannot testify, nor make any representation or warranty, express or implied, to the accuracy, contents or data contained within this document. While Angel Broking Limited endeavors to update on a reasonable basis the information discussed in this material, there may be regulatory, compliance, or other reasons that prevent us from doing so.

This document is being supplied to you solely for your information, and its contents, information or data may not be reproduced, redistributed or passed on, directly or indirectly.

Neither Angel Broking Limited, nor its directors, employees or affiliates shall be liable for any loss or damage that may arise from or in connection with the use of this information.