

**Top Picks**

Company	CMP (₹)	TP (₹)
<b>Healthcare &amp; Pharma</b>		
Metropolis Healthcare	1,788	2,156
<b>IT</b>		
Persistent System	1,305	1,531
Zensar Technologies	192	238
<b>Telecom/Others</b>		
Inox Leisure	287	350
Hind. Aeronautics	799	1,125
Reliance Industries	2,225	2,543
JK Lakshmi Cement	262	328
<b>Banking</b>		
Cholamand. Inv. Fin. Comp.	257	290
IDFC First Bank	30	36
<b>Others</b>		
Endurance Tech.	1,135	1,297
Swaraj Engines	1,462	1,891
<b>Consumer Durables</b>		
Hawkins Cooker	5,144	5,992
VIP Industries	289	375

Source: Company, Angel Research

Note: Closing price as on 1<sup>st</sup> October, 2020

**Indian equities turn volatile in September on back of negative global cues –**

Indian equities turned volatile after rallying for three months in a row with the benchmark Nifty down by 1.2% for the month as FII flows turned negative. FII outflows for the month stood at ₹7,783 crore after record inflows of ₹47,078 crore in August 2020. Markets were also impacted by negative global cues in the second half of the month due to a surge in infections in Europe and failure on the part of the US congress to make any significant progress on the second US stimulus package.

**Domestic economy improved sharply in September led by manufacturing–**

The economy continued to improve in September which was reflected in high frequency data like Auto sales and PMI numbers. The manufacturing PMI for September pointed to very strong rebound in manufacturing as it improved to 56.8 in September from 52.0 in August. This is the highest reading for the indicator since January 2012. The reading was driven by majority of the component including new orders, production, export sales, input stocks along with an improvement in business confidence. Auto companies reported another month of strong sequential growth with Maruti Suzuki reporting a 30.8% YoY increase in August domestic sales as compared to a 17.7% and 1.1% growth in August and July respectively. Hero Motocorp also reported a very strong growth of 16.9% YoY growth in motorcycle sales for the month of September.

**Further easing of restrictions post unlock 5.0 along expected lines -**

Unlock 5.0 carries forward the momentum from unlock 4.0 with the Government announcing significant incremental relaxations. Unlock 5.0 has mostly been along expected lines that the Government will keep reopening the economy gradually as the Covid-19 situation keeps improving. Due to lockdowns in April and May there is pent up demand which along with inventory buildup prior to the festive season and continued opening up of the economy should lead to further improvement in economic activities over the next month or so.

**We expect sectors with revenue visibility will continue doing well will rally in cyclical sectors also expected to continue–**

We expect the rural, essential and digital theme to continue playing out over the next few quarters given revenue visibility and strong growth prospects. We therefore continue to maintain our positive outlook on sectors like Agrochemicals, IT, Telecom, Two wheelers and tractors. We also expect the rally in cyclical and beaten down sectors to continue for some more time given continued improvement in the economy. Within the recovery theme we believe that sectors like low ticket consumer durables, cement, and multiplexes should do well.

**Key risks** which can derail the recovery rally are 1) Surge in infections as the economy is opened up further 2) Delay in vaccine production as compared to timelines expected by markets 3) Failure of the US Government in passing the second stimulus bill leading to volatility in global markets.

**Top Picks Performance**

	Return Since Inception (30th Oct, 2015)
Top Picks Return	74.1%
BSE 100	39.0%
Outperformance	35.1%

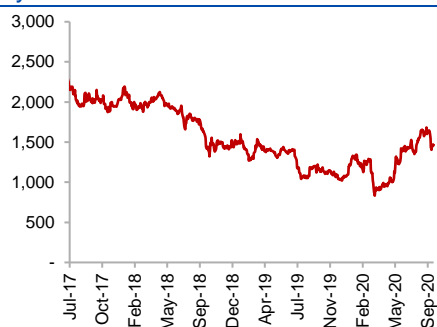
Source: Company, Angel Research

## Top Picks

### Stock Info

CMP	1,462
TP	1,891
Upside	29.3%
Sector	Engines
Market Cap (₹ cr)	1,774
Beta	0.5
52 Week High / Low	1,708 / 807

### 3 year-Chart



Source: Company, Angel Research

## Swaraj Engines

- Swaraj Engines is engaged in the business of manufacturing diesel engines and hi-tech engine components. Diesel Engines are specifically designed for tractor application.
- Going forward, we expect recovery in tractor industry (due to robust Rabi crop production, hike in MSP & the forecast of a normal monsoon) will benefit player like Swaraj Engines
- The company has healthy balance sheet along with free cash flow and higher profitability. The company is trading at reasonably lower valuations.

### Key Financials

Y/E	Sales	OPM	PAT	EPS	ROE	P/E	P/BV	EV/Sales
March	(₹ cr)	(%)	(₹ cr)	(₹)	(%)	(x)	(x)	(x)
FY2021E	711	16.7	64	53.0	16.2	27.7	4.6	2.6
FY2022E	899	17.0	86	71.2	17.1	20.6	3.6	2.3

Source: Company, Angel Research

### Stock Info

CMP	5,144
TP	5,992
Upside	16.5%
Sector	Durable
Market Cap (₹ cr)	2,721
Beta	0.6
52 Week High / Low	5,539 / 3,111

### 3 year-Chart



Source: Company, Angel Research

## Hawkins Cooker

- HCL operates in two segments i.e. Pressure Cookers and Cookware. Over the last two years, the company has outperformed TTK Prestige (market leader) in terms of sales growth ~13% vs. ~4% in Cookers & Cookware segment.
- Cooking gas (LPG) penetration has increased from 56% in FY2014 to 95% in FY2020, which would drive higher growth for Cookers & Cookware compared to past.
- Increase demand for Kitchen product post Covid-19.
- Strong balance sheet along with free cash flow and higher profitability.

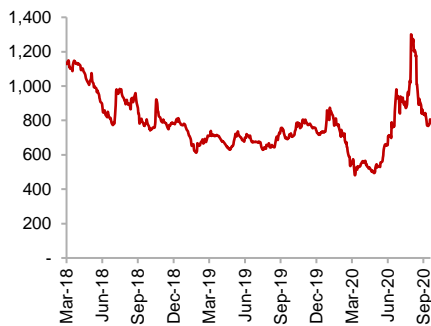
### Key Financials

Y/E	Sales	OPM	PAT	EPS	ROE	P/E	P/BV	EV/Sales
March	(₹ cr)	(%)	(₹ cr)	(₹)	(%)	(x)	(x)	(x)
FY2021E	575	13.0	51	96.7	32.5	53.3	17.3	4.7
FY2022E	728	15.1	77	145.7	42.4	35.4	15.0	3.7

Source: Company, Angel Research

**Stock Info**

CMP	799
TP	1,125
Upside	40.8%
Sector	Defence
Market Cap (₹ cr)	26,715
Beta	0.5
52 Week High / Low	1,423/448

**3 year-Chart**


Source: Company, Angel Research

**Hindustan Aeronautics**

- HAL is one of the premier defense PSU in India along with BRL and has over the years showcased research, design and development capabilities with the successful development of military aircraft and helicopters such as the Ajeet, Marut, HPT-32, Kiran and Advanced Light Helicopter.
- Indigenous aircraft and helicopters HAL has also manufactured aircrafts under license from such foreign companies including the MiG 21FL/M/BIS, MiG-27, Dornier 228, Su-30 Mkl, Hawk Mk 132 aircraft etc.
- Currently the company has an order backlog of ₹52,000 cr which is expected to increase substantially over the next few years as the company is likely to get many new orders including orders for 83 LCA Mark 1A worth ₹39,000 cr which is expected to go for cabinet approval very soon. The company also has various other projects in the pipeline including Light Utility Helicopter (LUH) and the company is likely to fetch some orders for the same in FY2021.

**Key Financials**

Y/E	Sales	OPM	PAT	EPS	ROE	P/E	P/BV	EV/Sales
March	(₹ cr)	(%)	(₹ cr)	(₹)	(%)	(x)	(x)	(x)
FY2021E	21293	24.5%	2961	88.6	23.3	9.2	2.0	1.3
FY2022E	25552	25%	3791	113.4	24	7.3	1.9	1.9

Source: Company, Angel Research

**Stock Info**

CMP	1,305
TP	1,531
Upside	17.3%
Sector	IT
Market Cap (₹ cr)	9,974
Beta	0.4
52 Week High / Low	1,384/420

**3 year-Chart**


Source: Company, Angel Research

**Persistent System**

- Persistent Systems has a very strong presence in Hi tech, manufacturing and life science segments which were amongst the least impacted sectors due to Covid-19.
- Company has posted a very strong set of numbers for Q1FY21 with dollar revenue growth of 3.1% qoq. Company has also reported improvement in margins due to tight cost control. Company has won a large deal during the quarter which will ramp up over the next few quarters. The new management focus on annuity deals are expected to lead to stable growth going forward.
- We expect the company to post revenue/EBITDA/PAT growth of 11.6%/21.4%/19.7% between FY20-FY22 given negligible impact of Covid-19 on FY21 numbers, strong deal wins, ramp up of existing projects along with margin expansion.

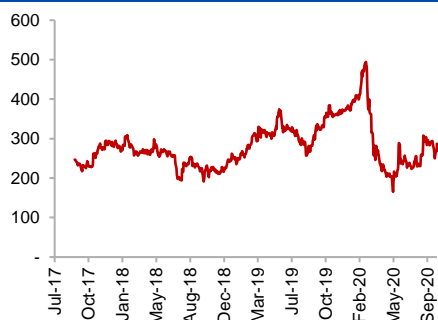
**Key Financials**

Y/E	Sales	OPM	PAT	EPS	ROE	P/E	P/BV	EV/Sales
March	(₹ cr)	(%)	(₹ cr)	(₹)	(%)	(%)	(%)	(x)
FY2021E	4,159	15.3	415	54.3	15.4	24.0	3.7	2.0
FY2022E	4,756	15.3	488	63.8	15.9	20.5	3.3	1.7

Source: Company, Angel Research

**Stock Info**

CMP	287
TP	350
Upside	22.0%
Sector	Media & Entertainment
Market Cap (₹ cr)	2,952
Beta	0.7
52 Week High / Low	510 / 158

**3 year-Chart**


Source: Company, Angel Research

**Inox Leisure**

- Inox Leisure is the second largest multiplex company in India after PVR and operates more than 600 screens across India.
- Multiplex screens are gaining ground in India at the expense of single screens. According to FICCI, multiplex screens share have increased from ~26% in CY16 to ~33.5% in CY19, which will continue to increase.
- Share prices have corrected ~40% as all theatres are closed down due to covid-19 issue. Although, long term fundamentals are intact. Covid-19 can lead to further consolidation in the industry.
- We are positive on the prospects of the company given that has strong balance sheet, increasing market share of multiplexes and also increasing appetite for Hollywood and smaller budget movies which is expected to reduce volatility in earnings due to lower dependency on big Bollywood movies

**Key Financials:**

Y/E	Sales	OPM	PAT	EPS	ROE	P/E	P/BV	EV/Sales
March	(₹ cr)	(%)	(₹ cr)	(₹)	(%)	(x)	(x)	(x)
FY2021E	628	-8.6	-146	-14.2	-15.0	0.0	4.6	4.7
FY2022E	2153	17.0	162	15.8	14.5	17.8	2.6	1.5

Source: Company, Angel Research (Above table is ex Ind AS 116).

**Stock Info**

CMP	192
TP	238
Upside	24.0%
Sector	IT
Market Cap (₹ cr)	4,333
Beta	0.6
52 Week High / Low	223 / 64

**3 year-Chart**


Source: Company, Angel Research

**Zensar Technologies**

- Zensar Technologies is one of the leading IT service providers to the High tech verticals. The company has a very strong presence in Hi tech and manufacturing which were amongst the least impacted sectors due to Covid-19.
- Company was adversely impacted between FY18-20 due to ramp down in the retail and consumer group segment share of which has gone down from 27.1% of revenues in FY2018 to 20.7% of revenues in FY2020. The consumer group segment further degreed to 12.0% of revenues in Q1FY2021.
- Company has won deals worth USD 150mn during the quarter and management has said that deal pipeline is very strong at USD 1.5bn as compared to USD 1.0bn a quarter ago.
- We expect the company to post revenue/EBITDA/PAT growth of 4.5%/17.8%/19.7% between FY20-FY22 given that the worst is over for the company in terms of client ramp downs.

**Key Financials**

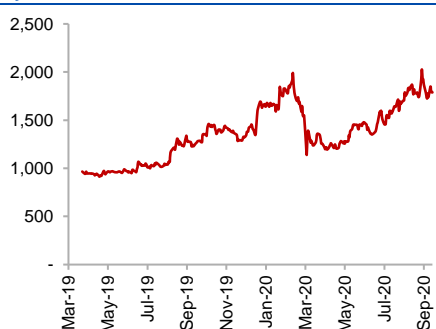
Y/E	Sales	OPM	PAT	EPS	ROE	P/E	P/BV	EV/Sales
March	(₹ cr)	(%)	(₹ cr)	(₹)	(%)	(x)	(x)	(x)
FY2021E	4,059	14.7	319	14.2	13.5	13.6	1.8	0.9
FY2022E	4,558	15.0	384	17.0	14.3	11.3	1.6	0.7

Source: Company, Angel Research

### Stock Info

CMP	1,788
TP	2,156
Upside	20.6%
Sector	Healthcare
Market Cap (₹ cr)	9,107
Beta	0.8
52 Week High / Low	2,110/994

### 3 year-Chart



Source: Company, Angel Research

## Metropolis Healthcare

- Metropolis is a leading Pathology centre in India. Company has an asset light model with a strong Balance sheet having cash and cash equivalents to the tune of ₹235cr as on 30st June, 2020.
- Currently, the diagnostic industry is dominated by standalone centers (~48%) followed by hospital based labs (~37%) and diagnostic chains (~15%)
- From 62.6% revenue de-growth (including covid testing) YoY in April'20, the Company has registered mid double digit revenue growth in July'20 as covid revenue is making up for the losses in non-covid revenue. We expect non-covid business to be back to normal from Q3FY21 onwards.
- We are positive on the long term prospects of the Company given expected long term growth rates of ~15% CAGR, stable margins profile and moderating competitive intensity.

### Key Financials

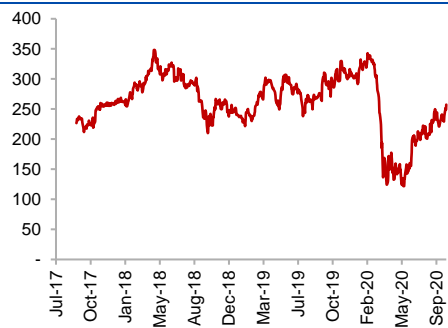
Y/E	Sales	OPM	PAT	EPS	ROE	P/E	P/BV	EV/Sales
March	(₹ cr)	(%)	(₹ cr)	(₹)	(x)	(%)	(%)	(x)
FY2021E	920	25.0	145	28.7	23.1	62.1	14.4	9.6
FY2022E	1156	28.4	222	43.9	27.8	40.6	11.3	7.5

Source: Company, Angel Research

### Stock Info

CMP	257
TP	290
Upside	12.8%
Sector	Financials
Market Cap (₹ cr)	21,089
Beta	1.6
52 Week High / Low	349 /117

### 3 year-Chart



Source: Company, Angel Research

## Cholamandalam Inv. Fin. Com.

- The CIFC has one of the most diversified AUMs in terms of product mix and geographical presence. None of its product segments account for over 26% of overall AUM. The maximum geographic zonal exposure in terms of AUM is 27% (south).
- Management has a stress-tested book and guided for lower incremental provision requirement. The final provision for FY21 would be similar to FY20. Hence, we believe existing COVID provision is adequate.
- A diversified product mix will help capture growth in the LCV, tractor, and 2W segment. Adequate capital adequacy (20%+) and declined trend in The cost of funds and strong parentage provide comfort. The company will benefit significantly from stabilization in the operating environment.

### Key Financials

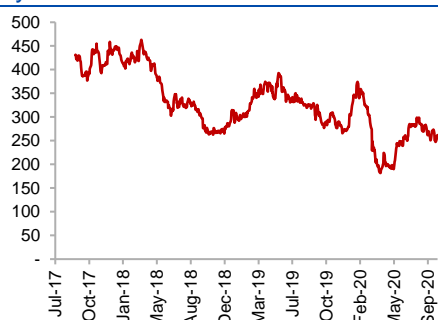
Y/E	NII	NIM	PAT	EPS	ABV	ROA	ROE	P/E	P/ABV
March	(₹ cr)	(%)	(₹ cr)	(₹)	(₹)	(%)	(%)	(x)	(x)
FY2021E	3,783	5.8	987	12	102	1.5	11.5	21.1	2.5
FY2022E	3,962	5.7	1,346	17	105	2.0	14.1	15.5	2.4

Source: Company, Angel Research

### Stock info

CMP	262
TP	328
Upside	25.2%
Sector	Cement
Market Cap (₹ cr)	3,080
Beta	0.7
52 Week High / Low	390 /180

### 3 year-Chart



Source: Company, Angel Research

### Stock Info

CMP	289
TP	375
Upside	29.8%
Sector	Durables
Market Cap (₹ cr)	4,086
Beta	0.8
52 Week High / Low	520 /180

### 3 year-Chart



Source: Company, Angel Research

## J.K. Lakshmi Cement

- JK Lakshmi promoted by Singhania group is a predominantly north India cement company with capacity of 13.3 Mn Mt.
- Currently, north India is favorable location for the cement industry as it is consolidated to a large extent as well as demand and supply outlook is better compared to other locations. Q1FY21 numbers of the Company were better compared to its peers due to favorable regional presence.
- Freight and power & fuel are important line items of cost for cement companies. Fall in crude prices will help to reduce cost/tonne for the company.
- It is also trading at a significant discount compared to other north based cement company such as JK Cement as well as historical valuation.

### Key Financials

Y/E	Sales	OPM	PAT	EPS	ROE	P/E	P/BV	EV/Sales
March	(₹ cr)	(%)	(₹ cr)	(₹)	(%)	(x)	(x)	(x)
FY2021E	3793	16.9	223	19.0	12.3	14.9	1.7	1.1
FY2022E	4452	16.2	278	23.6	13.7	12.0	1.5	0.9

Source: Company, Angel Research (Standalone nos.)

## VIP Industries

- VIP Industries Ltd (VIP) is engaged in the manufacturing of hard and soft luggage both. VIP's brands include Carlton, VIP Bags, Skybags, Aristocrat, Alfa and Caprese.
- Shift in trend towards the organized sector to propel growth. Substantial brand visibility with a wide distribution network. VIP has a well diversified product bouquet, which caters to consumers from all income groups.
- The recent correction has given the investors an opportunity to invest in a market leader with a strong brand & wide distribution network.

### Key Financials

Y/E	Sales	OPM	PAT	EPS	ROE	P/E	P/BV	EV/Sales
March	(₹ cr)	(%)	(₹ cr)	(₹)	(%)	(x)	(x)	(x)
FY2021E	800	NA	-136	-9.6	NA	NA	7.9	5.1
FY2022E	1650	16.5	108	7.6	19.5	37.8	6.8	2.4

Source: Company, Angel Research

**Stock Info**

CMP	2,225
TP	2,543
Upside	14.3%
Sector	Telecom
Market Cap (₹ cr)	1,46,705
Beta	1.1
52 Week High / Low	2,368 /868

**3 year-Chart**


Source: Company, Angel Research

**Reliance Industries**

- Reliance Industries Ltd. (RIL) is India's largest company with dominant presence in Refining, Petrochemicals, Telecom and Retail businesses.
- RIL has built up a dominant telecom business and has already attained market leader status with 38.3 cr. subscribers at the end of Q4FY20. Telecom business to witness robust growth over next few years due to tariff hikes and shift of subscribers from Vodafone Idea to other telecom players
- RIL has also built a very strong retail business which is the largest organized retailing company in India. We expect the retail business to be a key value driver for Reliance over the long run though there would be some impact on business in FY21 due to the Covid 9 outbreak.
- It has raised INR 1.52lakh cr. from marquee investors like Facebook, General Atlantic, KKR, Intel etc reaffirms our conviction in the company's potential transformation to a digital play from a pure brick and mortar company.

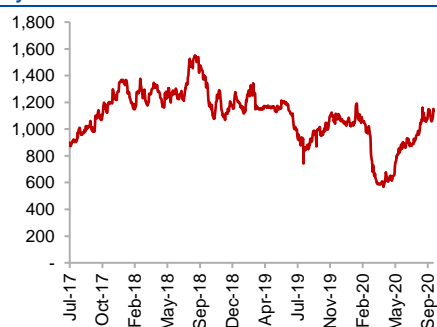
**Key Financials**

Y/E	Sales	OPM	PAT	EPS	ROE	P/E	P/BV	EV/Sales
March	(₹ cr)	(%)	(₹ cr)	(₹)	(%)	(%)	(%)	(x)
FY2021E	3,34,223	12.7	26,360	41.6	5.7	53.5	3.0	8.4
FY2022E	4,24,086	14.0	42,035	66.3	8.7	33.6	2.9	6.7

Source: Company, Angel Research

**Stock Info**

CMP	1,135
TP	1,297
Upside	14.3%
Sector	Others
Market Cap (₹ cr)	15,958
Beta	0.6
52 Week High / Low	1,201/562

**3 year-Chart**


Source: Company, Angel Research

**Endurance Tech.**

- It mainly caters to two and three-wheeler OEMs in India and supplies aluminum casting products to four-wheeler OEMs in Europe.
- Post Covid19, evolving consumer preference for lower ticket priced means of private transport amid pressurized incomes & awareness around social distancing are expected to act as tailwinds for domestic 2-Ws in India, 4-Ws across developed nations.
- The company operates 17 plants in India, 9 plants overseas and 4 R&D sites
- Going ahead, given the company's ability to gain new businesses & market share across categories; we recommend a buy for Endurance.

**Key Financials**

Y/E	Sales	OPM	PAT	EPS	ROE	P/E	P/BV	EV/Sales
March	(₹ cr)	(%)	(₹ cr)	(₹)	(%)	(x)	(x)	(x)
FY2021E	5884	14.0	281.0	20.0	8.7	57.3	5.1	2.3
FY2022E	7465	15.8	608.0	43.2	16.2	26.5	4.2	1.9

Source: Company, Angel Research



**Stock Info**

CMP	30
TP	36
Upside	20.0%
Sector	Banking
Market Cap (₹ cr)	17,187
Beta	1.2
52 Week High / Low	48 / 18

**3 year-Chart**


Source: Company, Angel Research

**IDFC First Bank**

- The Ability to raise sufficient liquidity at Low cost would be The Key criteria for banks to navigate the current situation, as asset side inflow would be limited. IDFC First Bank, Post management change has clearly outperformed in building liability franchise and retail lending.
- Since new management took charge, every qtr. liability franchise has been strengthened. CASA ratio improved from 10.4% in Q3FY19 to 33.7% In Q1FY21. NIM has improved to 4.53% in Q1FY21 as compared to 4.24% in Q4 FY20 and 2.89% in Q3FY19. Retail advance mix is continuously improving.
- The Bank had raised Rs. 2,000 crores of fresh equity capital during Q1FY21. Post the capital raise, the Capital Adequacy Ratio will be 15.03% with CET-1 Ratio of 14.58%.
- We believe efforts to build a liability franchise, fresh capital infusion, and provision taken on the wholesale books will help to tide over this difficult time. The IDFC First Bank is trading (1.0x FY22ABV) at a significant discount to historical average valuations.

**Key Financials**

Y/E	NII	NIM	PAT	EPS	ABV	ROA	ROE	P/E	P/ABV
March	(₹ cr)	(%)	(₹ cr)	(₹)	(₹)	(%)	(%)	(x)	(x)
FY2021E	6,939	4.8	90	0.2	29	0.1	1	191	1.1
FY2022E	8,121	5.3	1,530	2.7	31	0.9	8	11	1.0

Source: Company, Angel Research

## Changes in Recommendation

Exhibit 1: Stocks bought in last 6-months

Stock Name	Buy Call Date	Buy Price
Dr Lal Pathlabs	01-04-2020	1,384
P & G Hygiene	01-04-2020	10,161
Ipca Labs.	01-04-2020	1,398
Bharti Airtel	01-04-2020	421
Dabur India	16-04-2020	498
L & T Infotech	16-04-2020	1,493
Infosys	16-04-2020	626
Britannia Inds.	16-04-2020	2,832
Alkem Lab	17-04-2020	2,688
Reliance Inds.	17-04-2020	1,189
P I Inds.	24-04-2020	1,507
Galaxy Surfact.	24-04-2020	1,394
Aarti Inds.	24-04-2020	929
Dhanuka Agritech	07-05-2020	438
Hind. Unilever	08-05-2020	2,056
Dr Reddy's Labs	28-05-2020	3,877
H D F C	01-06-2020	1,740
Larsen & Toubro	01-06-2020	951
Escorts	01-06-2020	970
ICICI Bank	01-06-2020	345
Axis Bank	03-06-2020	424
Bajaj Fin.	03-06-2020	2,477
Can Fin Homes	03-06-2020	316
Endurance Tech.	08-06-2020	838
Swaraj Engines	08-06-2020	1,290
Persistent Sys	29-07-2020	885
Zensar Tech.	29-07-2020	155
Alembic Pharma	04-08-2020	1,023
J.K. Lakshmi Cement	24-08-2020	287
Cholamandalam Inv & Fin Comp	24-08-2020	232
VIP Industries	27-08-2020	303
Hawkins Cookers	27-08-2020	4,918
Inox Leisure	28-08-2020	304
Chalet Hotel	28-08-2020	165
Metropolis Healthcare	28-08-2020	1,832
Hindustan Aeronautics	03-09-2020	926

Source: Company, Angel Research

**Exhibit 2: Stocks sold in last 6-months**

<b>Stock Name</b>	<b>Sell Date</b>	<b>Sell Price</b>
Dr Lal Pathlabs	09-04-2020	1,462
RBL Bank	15-04-2020	121
Shriram Trans.	15-04-2020	685
KEI Inds.	16-04-2020	279
Safari Inds.	16-04-2020	402
Amber Enterp.	16-04-2020	1,116
UltraTech Cem.	21-04-2020	3,409
Inox Wind	24-04-2020	27
Hind. Unilever	04-05-2020	2,121
ICICI Bank	05-05-2020	341
Dabur India	06-05-2020	450
Asian Paints	07-05-2020	1,610
Hawkins Cookers	22-05-2020	4,235
Bata India	26-05-2020	1,265
GMM Pfudler	26-05-2020	3,732
Alkem Lab	27-05-2020	2,425
Dhanuka Agritech	27-05-2020	573
Nestle India	08-06-2020	17,160
P & G Hygiene	08-06-2020	10,150
Infosys	08-06-2020	708
Hind. Unilever	08-07-2020	2,161
Avenue Suparmart	13-07-2020	2,210
Axis Bank	14-07-2020	423
Bajaj Finance	21-07-2020	3,255
Larsen & Toubro	28-07-2020	913
Colgate-Palmolive	29-07-2020	1,413
Escorts	03-08-2020	1,110
Ipca Lab	11-08-2020	2,037
Aarti Industries	13-08-2020	1,012
Galaxy Surfactants	13-08-2020	1,751
L&T Infotech	13-08-2020	2,504
HDFC Ltd.	14-08-2020	1,813
ICICI Bank	17-08-2020	359
Dr. Reddy Lab	20-08-2020	4,481
Jindal Steel	24-08-2020	224
Bharti Airtel	24-08-2020	520
PI Industries	31-08-2020	1,920
Alembic Pharma	02-09-2020	921
Britannia Industries	14-09-2020	3,786
Chalet Hotels	28-09-2020	142

*Source: Company, Angel Research*

Research Team Tel: 022 - 39357800

 E-mail: [research@angelbroking.com](mailto:research@angelbroking.com)

 Website: [www.angelbroking.com](http://www.angelbroking.com)

## DISCLAIMER

Angel Broking Limited (hereinafter referred to as "Angel") is a registered Member of National Stock Exchange of India Limited, Bombay Stock Exchange Limited, Metropolitan Stock Exchange Limited, Multi Commodity Exchange of India Ltd and National Commodity & Derivatives Exchange Ltd. It is also registered as a Depository Participant with CDSL and Portfolio Manager and Investment Adviser with SEBI. It also has registration with AMFI as a Mutual Fund Distributor. Angel Broking Limited is a registered entity with SEBI for Research Analyst in terms of SEBI (Research Analyst) Regulations, 2014 vide registration number INH000000164. Angel or its associates has not been debarred/ suspended by SEBI or any other regulatory authority for accessing /dealing in securities Market. Angel or its associates/analyst has not received any compensation / managed or co-managed public offering of securities of the company covered by Analyst during the past twelve months.

This document is solely for the personal information of the recipient, and must not be singularly used as the basis of any investment decision. Nothing in this document should be construed as investment or financial advice. Each recipient of this document should make such investigations as they deem necessary to arrive at an independent evaluation of an investment in the securities of the companies referred to in this document (including the merits and risks involved), and should consult their own advisors to determine the merits and risks of such an investment.

Reports based on technical and derivative analysis center on studying charts of a stock's price movement, outstanding positions and trading volume, as opposed to focusing on a company's fundamentals and, as such, may not match with a report on a company's fundamentals. Investors are advised to refer the Fundamental and Technical Research Reports available on our website to evaluate the contrary view, if any

The information in this document has been printed on the basis of publicly available information, internal data and other reliable sources believed to be true, but we do not represent that it is accurate or complete and it should not be relied on as such, as this document is for general guidance only. Angel Broking Limited or any of its affiliates/ group companies shall not be in any way responsible for any loss or damage that may arise to any person from any inadvertent error in the information contained in this report. Angel Broking Limited has not independently verified all the information contained within this document. Accordingly, we cannot testify, nor make any representation or warranty, express or implied, to the accuracy, contents or data contained within this document. While Angel Broking Limited endeavors to update on a reasonable basis the information discussed in this material, there may be regulatory, compliance, or other reasons that prevent us from doing so.

This document is being supplied to you solely for your information, and its contents, information or data may not be reproduced, redistributed or passed on, directly or indirectly.

Neither Angel Broking Limited, nor its directors, employees or affiliates shall be liable for any loss or damage that may arise from or in connection with the use of this information.

<b>Disclosure of Interest Statement</b>	<b>Top Picks</b>
1. Financial interest of research analyst or Angel or his Associate or his relative	No
2. Ownership of 1% or more of the stock by research analyst or Angel or associates or relatives	No
3. Served as an officer, director or employee of the company covered under Research	No
4. Broking relationship with company covered under Research	No

<b>Ratings (Based on Expected Returns: Over 12 months investment period)</b>	<i>Buy (&gt; 15%)</i>	<i>Accumulate (5% to 15%)</i>	<i>Neutral (-5 to 5%)</i>
		<i>Reduce (-5% to -15%)</i>	<i>Sell (&lt; -15%)</i>
		<i>Hold (Fresh purchase not recommended)</i>	